






Notes:

- Set up is permitted no sooner than three days prior event
- Friday at noon will be the fencing walk through unless specified differently below.
- Tenants can move aircraft to/from hangars until 0600 day of the event.
- Break down of fencing will happen the day after the event. Airport staff will open path for tenants once field is clear on day of event.
- Excluding tenants, no one will be authorized to be on the Airport from 2100 to 0500 any day.

Pacific Coast Dream Machine 2019 Event Map

Friday 1200 – Sunday 0600 (Event Day)

KEY

-  - Low profile barricade w/ lights
-  - Hay barrels to protect taxiway lights
-  - Hard interlocking fencing
-  - Delineator/ rebar and rope
-  - Location of ATCT and support equipment

Main Entrance

Fence must be a minimum of 40' to curve of center line. Any aircraft with a wingspan over 76' needs an escort through this area. Any aircraft with a wing span over 80' needs to be towed with wing walkers and traffic on the road must be clear.

HWY 1 Gate

Fencing will be 40' setback from Taxiway center line and surround the picnic area.

Princeton Gate

Fencing and rope must be in place no later than 1500 on Saturday

75' setback

150' setback

No Vehicle or Pedestrian Access During Set-up or Event
Without Airport Operations or FAA Tower Approval.