






COUNTY OF SAN MATEO APPROPRIATION TRANSFER REQUEST				REQUEST NO. ATR 14-037
DEPARTMENT HEALTH SYSTEM – AGING AND ADULT SERVICES				DATE MARCH 20, 2014
1. REQUEST TRANSFER OF APPROPRIATION AS LISTED BELOW:				
	CODES		AMOUNT	DESCRIPTION
	FUND OR ORG	ACCOUNT		
FROM	57073	1952	\$36,177	FEDERAL AID – AGING (AP AMENDMENT #1 OTO)
	57077	1952	\$26,321	FEDERAL AID – AGING (AP AMENDMENT #1 OTO)
	57079	1952	\$10,794	FEDERAL AID – AGING (AP AMENDMENT #1 OTO)
	57074	1952	\$1,228	FEDERAL AID – AGING (AP AMENDMENT #1 OTO)
	57076	1952	\$14,716	FEDERAL AID – AGING (AP AMENDMENT #1 OTO)
TO	57073	6169	\$36,177	PSP – AGING AND ADULT (AP AMENDMENT #1 OTO)
	57077	6169	\$26,321	PSP – AGING AND ADULT (AP AMENDMENT #1 OTO)
	57079	6169	\$10,794	PSP – AGING AND ADULT (AP AMENDMENT #1 OTO)
	57074	6169	\$1,228	PSP – AGING AND ADULT (AP AMENDMENT #1 OTO)
	57076	6169	\$14,716	PSP – AGING AND ADULT (AP AMENDMENT #1 OTO)
Justification (Attach Memo if Necessary) TO RECOGNIZE ADDITIONAL FUNDS FROM CALIFORNIA DEPARTMENT OF AGING FOR THE AREA PLAN PROGRAMS PER AMEDEMMENT NO. 1, AGREEMENT NO. A9-1314-08. THERE IS NO ADDITIONAL NET COUNTY COST AS A RESULT OF THIS ATR.				
DEPARTMENT HEAD 			DATE 3/31/14	
2. <input type="checkbox"/> Board Action Required <input checked="" type="checkbox"/> Four-Fifths Vote Required <input type="checkbox"/> Board Action Not Required Remarks: <div style="text-align: center; margin-top: 20px;"></div>				
COUNTY CONTROLLER 			DATE 4/3/14	
3. <input checked="" type="checkbox"/> Approve as Requested <input type="checkbox"/> Approve as Revised <input type="checkbox"/> Disapproved Remarks: <div style="text-align: center; margin-top: 20px;"></div> <div style="text-align: right; margin-top: 20px;">4.8.14</div>				
COUNTY MANAGER 			DATE	
DO NOT WRITE BELOW THIS LINE – FOR BOARD OF SUPERVISORS USE ONLY				

BOARD OF SUPERVISORS, COUNTY OF SAN MATEO, STATE OF CALIFORNIA
RESOLUTION TRANSFERRING FUNDS

RESOLUTION NO. _____

RESOLVED, by the Board of Supervisors of the County of San Mateo, that

WHEREAS, the Department hereinabove named in the Request for Appropriation, Allotment or Transfer of Funds has requested the transfer of certain funds as described in said Request; and

Exhibit B - Budget Detail, Payment Provisions, and Closeout

**AREA PLAN
 Amendment #1
 Fiscal Year 2013/14
 9 Months Contract (effective October 1, 2013-June 30, 2014)
 County of San Mateo Aging and Adult Services**

	Baseline	Cumulative Baseline Adjustments	Updated Baseline	Cumulative Transfers	Cumulative OTO	Updated Total	Net Change
Supportive Services							
Federal Title IIIB	422,052	78,361	500,413	78,361	15,091	515,504	93,452
Total Supportive Services	422,052	78,361	500,413	78,361	15,091	515,504	93,452
Ombudsman							
Federal Title IIIB	24,520	-	24,520	-	980	25,500	980
Federal Title VII Ombudsman	31,818	-	31,818	-	886	32,704	886
Special Deposit (SDF)	13,039	-	13,039	-	-	13,039	-
SNF Quality & Accountability	40,968	-	40,968	-	-	40,968	-
Total Ombudsman	110,345	-	110,345	-	1,866	112,211	1,866
Congregate Nutrition							
Federal Title IIIC1	534,156	(238,454)	295,702	(257,194)	24,256	319,958	(214,198)
General Fund C1	50,274	-	50,274	-	-	50,274	-
C1 Special Nutrition Funds	-	-	-	-	-	-	-
NSIP C1	57,184	1,749	58,933	-	316	59,249	2,065
Total Congregate Nutrition	641,614	(236,705)	404,909	(257,194)	24,572	429,481	(212,133)
Home-Delivered Meals							
Federal Title IIIC2	278,908	183,681	462,589	178,833	3,594	466,183	187,275
General Fund C2	53,143	-	53,143	-	-	53,143	-
C2 Special Nutrition Funds	-	-	-	-	-	-	-
NSIP C2	65,132	1,992	67,124	-	360	67,484	2,352
Total Home Delivered Meals	397,183	185,673	582,856	178,833	3,954	586,810	189,627
Disease Prevention							
Federal Title IIID	30,451	-	30,451	-	1,228	31,679	1,228
Total Disease Prevention	30,451	-	30,451	-	1,228	31,679	1,228
Family Caregiver							
Federal Title IIIE	196,591	-	196,591	-	14,716	211,307	14,716
Total Family Caregiver	196,591	-	196,591	-	14,716	211,307	14,716
Elder Abuse							
Federal Title VII Elder Abuse Prevention	7,383	-	7,383	-	480	7,863	480
Total Elder Abuse	7,383	-	7,383	-	480	7,863	480
Administration							
Federal Title IIIB	59,182	-	59,182	-	-	59,182	-
Federal Title IIIC1	67,120	-	67,120	-	-	67,120	-
Federal Title IIIC2	35,047	-	35,047	-	-	35,047	-
Federal Title IIIE	24,636	-	24,636	-	-	24,636	-
General Fund C1	354	-	354	-	-	354	-
General Fund C2	94	-	94	-	-	94	-
Total Administration	186,433	-	186,433	-	-	186,433	-
Grand Total - All Funds	1,992,052	27,329	2,019,381	-	61,907	2,081,288	89,236