

**AGREEMENT BETWEEN THE COUNTY OF SAN MATEO AND
J.S. HACKLEY ARCHITECTURAL SIGNAGE, INC.**

THIS AGREEMENT, entered into this _____ day of _____ ,
2013, by and between the COUNTY OF SAN MATEO, hereinafter called "County,"
and J.S. Hackley Architectural Signage, Inc., hereinafter called "Contractor";

W I T N E S S E T H:

WHEREAS, pursuant to Government Code, Section 31000, County may contract with independent contractors for the furnishing of such services to or for County or any Department thereof;

WHEREAS, it is necessary and desirable that Contractor be retained for the purpose of project management, fabrication and installation of exterior signage at the San Mateo Medical Center campus.

**NOW, THEREFORE, IT IS HEREBY AGREED BY THE PARTIES HERETO
AS FOLLOWS:**

1. Exhibits and Attachments

The following exhibits and attachments are included hereto and incorporated by reference herein:

Exhibit A—Services

Exhibit B—Payments and rates

Exhibit C—Exterior Campus Signage Construction Documentation

Exhibit E – Corporate Compliance SMMC Code of Conduct (Third Parties)

Attachment I—§504 Compliance

2. Services to be performed by Contractor

In consideration of the payments set forth herein and in Exhibit "B," Contractor shall perform services for County in accordance with the terms, conditions and specifications set forth herein and in Exhibits "A" and "C".

3. Payments

In consideration of the services provided by Contractor in accordance with all terms, conditions and specifications set forth herein and in Exhibits "A" and "C". County shall make payment to Contractor based on the rates and in the manner specified in Exhibit "B." The County reserves the right to withhold payment if the County determines that the quantity or quality of the work performed is unacceptable. In no event shall the County's total fiscal obligation under this Agreement exceed ONE

HUNDRED AND SIXTY THOUSAND DOLLARS (\$160,000).

4. Term and Termination

Subject to compliance with all terms and conditions, the term of this Agreement shall be from March 1, 2013 through February 28, 2014.

This Agreement may be terminated by Contractor, the Chief of Health System or his/her designee at any time without a requirement of good cause upon thirty (30) days' written notice to the other party.

In the event of termination, all finished or unfinished documents, data, studies, maps, photographs, reports, and materials (hereafter referred to as materials) prepared by Contractor under this Agreement shall become the property of the County and shall be promptly delivered to the County. Upon termination, the Contractor may make and retain a copy of such materials. Subject to availability of funding, Contractor shall be entitled to receive payment for work/services provided prior to termination of the Agreement. Such payment shall be that portion of the full payment which is determined by comparing the work/services completed to the work/services required by the Agreement.

5. Availability of Funds

The County may terminate this Agreement or a portion of the services referenced in the Attachments and Exhibits based upon unavailability of Federal, State, or County funds, by providing written notice to Contractor as soon as is reasonably possible after the County learns of said unavailability of outside funding.

6. Relationship of Parties

Contractor agrees and understands that the work/services performed under this Agreement are performed as an independent Contractor and not as an employee of the County and that Contractor acquires none of the rights, privileges, powers, or advantages of County employees.

7. Hold Harmless

Contractor shall indemnify and save harmless County, its officers, agents, employees, and servants from all claims, suits, or actions of every name, kind, and description, brought for, or on account of: (A) injuries to or death of any person, including Contractor, or (B) damage to any property of any kind whatsoever and to whomsoever belonging, (C) any sanctions, penalties, or claims of damages resulting from Contractor's failure to comply with the requirements set forth in the Health Insurance Portability and Accountability Act of 1996 (HIPAA) and all Federal regulations promulgated thereunder, as amended, or (D) any other loss or cost, including but not limited to that caused by the concurrent active or passive negligence of County, its officers, agents, employees, or servants, resulting from the performance of any work required of Contractor or payments made pursuant to this Agreement, provided that this shall not apply to injuries or damage for which County has been found in a court of competent jurisdiction to be solely liable by reason of its

own negligence or willful misconduct.

The duty of Contractor to indemnify and save harmless as set forth herein, shall include the duty to defend as set forth in Section 2778 of the California Civil Code.

8. Assignability and Subcontracting

Contractor shall not assign this Agreement or any portion thereof to a third party or subcontract with a third party to provide services required by Contractor under this Agreement without the prior written consent of County. Any such assignment or subcontract without the County's prior written consent shall give County the right to automatically and immediately terminate this Agreement.

9. Insurance

The Contractor shall not commence work or be required to commence work under this Agreement unless and until all insurance required under this paragraph has been obtained and such insurance has been approved by Risk Management, and Contractor shall use diligence to obtain such insurance and to obtain such approval. The Contractor shall furnish the County with certificates of insurance evidencing the required coverage, and there shall be a specific contractual liability endorsement extending the Contractor's coverage to include the contractual liability assumed by the Contractor pursuant to this Agreement. These certificates shall specify or be endorsed to provide that thirty (30) days' notice must be given, in writing, to the County of any pending change in the limits of liability or of any cancellation or modification of the policy.

- (1) **Worker's Compensation and Employer's Liability Insurance** The Contractor shall have in effect during the entire life of this Agreement Workers' Compensation and Employer's Liability Insurance providing full statutory coverage. In signing this Agreement, the Contractor certifies, as required by Section 1861 of the California Labor Code, that it is aware of the provisions of Section 3700 of the California Labor Code which requires every employer to be insured against liability for Worker's Compensation or to undertake self-insurance in accordance with the provisions of the Code, and I will comply with such provisions before commencing the performance of the work of this Agreement.
- (2) **Liability Insurance** The Contractor shall take out and maintain during the life of this Agreement such Bodily Injury Liability and Property Damage Liability Insurance as shall protect him/her while performing work covered by this Agreement from any and all claims for damages for bodily injury, including accidental death, as well as any and all claims for property damage which may arise from contractors operations under this Agreement, whether such operations be by himself/herself or by any sub-contractor or by anyone directly or indirectly employed by either of them. Such insurance shall be combined single limit bodily injury and property damage for each occurrence and shall be not less than the amount specified below.

Such insurance shall include:

- | | |
|---|-------------|
| (a) Comprehensive General Liability | \$1,000,000 |
| (b) Motor Vehicle Liability Insurance | \$1,000,000 |
| (c) Professional Liability | \$1,000,000 |

County and its officers, agents, employees and servants shall be named as additional insured on any such policies of insurance, which shall also contain a provision that the insurance afforded thereby to the County, its officers, agents, employees and servants shall be primary insurance to the full limits of liability of the policy, and that if the County or its officers and employees have other insurance against the loss covered by such a policy, such other insurance shall be excess insurance only.

In the event of the breach of any provision of this section, or in the event any notice is received which indicates any required insurance coverage will be diminished or canceled, County may, at its option, notwithstanding any other provision of this Agreement to the contrary, immediately declare a material breach of this Agreement and suspend all further work pursuant to this Agreement.

10. Compliance with laws; payment of Permits/Licenses

All services to be performed by Contractor pursuant to this Agreement shall be performed in accordance with all applicable Federal, State, County, and municipal laws, including, but not limited to, Health Insurance Portability and Accountability Act of 1996 (HIPAA) and all Federal regulations promulgated thereunder, as amended, and the Americans with Disabilities Act of 1990, as amended, and Section 504 of the Rehabilitation Act of 1973, as amended and attached hereto and incorporated by reference herein as Attachment "I," which prohibits discrimination on the basis of handicap in programs and activities receiving any Federal or County financial assistance. Such services shall also be performed in accordance with all applicable ordinances and regulations, including, but not limited to, appropriate licensure, certification regulations, provisions pertaining to confidentiality of records, and applicable quality assurance regulations. The parties agree that, pursuant to Section 70713 of Title 22 of the California Code of Regulations ("Title 22"), the facility retains all professional and administrative responsibility for services rendered under this Agreement and that this Agreement is otherwise subject to any applicable requirements of Title 22. Further, Contractor certifies that the Contractor and all of its subcontractors will adhere to all applicable provisions of Chapter 4.106 of the San Mateo County Ordinance Code, which regulates the use of disposable food service ware.

In the event of a conflict between the terms of this Agreement and State, Federal, County, or municipal law or regulations, the requirements of the applicable law will take precedence over the requirements set forth in this Agreement.

Contractor will timely and accurately complete, sign, and submit all necessary

documentation of compliance.

11. Non-Discrimination and Other Requirements

- A. *Section 504 applies only to Contractors who are providing services to members of the public.* Contractor shall comply with § 504 of the Rehabilitation Act of 1973, which provides that no otherwise qualified handicapped individual shall, solely by reason of a disability, be excluded from the participation in, be denied the benefits of, or be subjected to discrimination in the performance of this Agreement.
- B. *General non-discrimination.* No person shall, on the grounds of race, color, religion, ancestry, gender, age (over 40), national origin, medical condition (cancer), physical or mental disability, sexual orientation, pregnancy, childbirth or related medical condition, marital status, or political affiliation be denied any benefits or subject to discrimination under this Agreement.
- C. *Equal employment opportunity.* Contractor shall ensure equal employment opportunity based on objective standards of recruitment, classification, selection, promotion, compensation, performance evaluation, and management relations for all employees under this Agreement. Contractor's equal employment policies shall be made available to County of San Mateo upon request.
- D. *Violation of Non-discrimination provisions.* Violation of the non-discrimination provisions of this Agreement shall be considered a breach of this Agreement and subject the Contractor to penalties, to be determined by the County Manager, including but not limited to
 - i) termination of this Agreement;
 - ii) disqualification of the Contractor from bidding on or being awarded a County contract for a period of up to 3 years;
 - iii) liquidated damages of \$2,500 per violation;
 - iv) imposition of other appropriate contractual and civil remedies and sanctions, as determined by the County Manager.

To effectuate the provisions of this section, the County Manager shall have the authority to examine Contractor's employment records with respect to compliance with this paragraph and/or to set off all or any portion of the amount described in this paragraph against amounts due to Contractor under the Contract or any other Contract between Contractor and County.

Contractor shall report to the County Manager the filing by any person in any court of any complaint of discrimination or the filing by any person of any and all charges with the Equal Employment Opportunity Commission, the Fair Employment and Housing Commission or any other entity charged with the investigation of allegations within 30 days of such filing, provided that within such 30 days such entity has not notified Contractor that such charges are dismissed or otherwise unfounded. Such notification shall include the name of the complainant, a copy of such complaint, and a description of the circumstance. Contractor shall provide County with a copy of their response to the Complaint when filed.

- E. *Compliance with Equal Benefits Ordinance.* With respect to the provision of employee benefits, Contractor shall comply with the County Ordinance which prohibits contractors from discriminating in the provision of employee benefits between an employee with a domestic partner and an employee with a spouse.
- F. The Contractor shall comply fully with the non-discrimination requirements required by 41 CFR 60-741.5(a), which is incorporated herein as if fully set forth.

12. Compliance with Contractor Employee Jury Service Ordinance

Contractor shall comply with the County Ordinance with respect to provision of jury duty pay to employees and have and adhere to a written policy that provides that its employees shall receive from the Contractor, on an annual basis, no less than five days of regular pay for actual jury service in San Mateo County. The policy may provide that employees deposit any fees received for such jury service with the Contractor or that the Contractor deduct from the employees' regular pay the fees received for jury service.

13. Retention of Records, Right to Monitor and Audit

(a) Contractor shall maintain all required records for three (3) years after the County makes final payment and all other pending matters are closed, and shall be subject to the examination and/or audit of the County, a Federal grantor agency, and the State of California.

(b) Reporting and Record Keeping: Contractor shall comply with all program and fiscal reporting requirements set forth by appropriate Federal, State and local agencies, and as required by the County.

(c) Contractor agrees to provide to County, to any Federal or State department having monitoring or review authority, to County's authorized representatives, and/or their appropriate audit agencies upon reasonable notice, access to and the right to examine all records and documents necessary to determine compliance with relevant Federal, State, and local statutes, rules and regulations, and this Agreement, and to evaluate the quality, appropriateness and timeliness of services performed.

14. Merger Clause

This Agreement, including the Exhibits and Attachments attached hereto and incorporated herein by reference, constitutes the sole agreement of the parties hereto and correctly states the rights, duties, and obligations of each party as of this document's date. In the event that any term, condition, provision, requirement or specification set forth in this body of the Agreement conflicts with or is inconsistent with any term, condition, provision, requirement or specification in any Exhibit and/or Attachment to this Agreement, the provisions of this body of the Agreement shall prevail. Any prior agreement, promises, negotiations, or representations between the parties not expressly stated in this document are not binding. All subsequent

modifications shall be in writing and signed by the parties.

15. Controlling Law and Venue

The validity of this Agreement and of its terms or provisions, as well as the rights and duties of the parties hereunder, the interpretation, and performance of this Agreement shall be governed by the laws of the State of California. Any dispute arising out of this Agreement shall be venued either in the San Mateo County Superior Court or the United States District Court for the Northern District of California.

16. Notices

Any notice, request, demand, or other communication required or permitted hereunder shall be deemed to be properly given when both (1) transmitted via facsimile to the telephone number listed below and (2) either deposited in the United States mail, postage prepaid, or when deposited for overnight delivery with an established overnight courier that provides a tracking number showing confirmation of receipt for transmittal, charges prepaid, addressed to:

**In the case of County, to:
San Mateo Medical Center
222 W. 39th Avenue
San Mateo, CA 94403
Attn: Chief Operations Officer
Facsimile: (650) 573-2030**

**In the case of Contractor, to:
J.S. Hackley Architectural Signage, Inc.
1999 Alpine Way
Hayward, CA 94545
Attn: Rowena Reyes
Facsimile: (510) 940-2610**

In the event that the facsimile transmission is not possible, notice shall be given both by United States mail and an overnight courier as outlined above.

IN WITNESS WHEREOF, the parties hereto, by their duly authorized representatives, have affixed their hands.

COUNTY OF SAN MATEO


By: _____
President, Board of Supervisors, San Mateo
County

Date: _____

ATTEST:

By: _____
Clerk of Said Board

J.S. Hackley Architectural Signage, Inc.



Contractor's Signature

Date: 2/11/2013

Long Form Agreement/Non Business Associate
SMMC rev. 1/25/11

Exhibit "A"

In consideration of the payments set forth in Exhibit "B", Contractor shall provide the following services:

Fabrication and installation of signage in accordance with designs and all specifications and location and other requirements set forth in the document entitled "San Mateo Medical Center Exterior Campus Signage 90% Construction Documentation" prepared by Shannon-Leigh Associates, which is attached as Exhibit "C" to this Agreement and fully incorporated into this Agreement by reference..

Exhibit "B"

In consideration of the services provided by Contractor in Exhibits "A" and "C", County shall pay Contractor in accordance with the following fee schedule:

ITEM	Service / Product Description	QTY:	NOTES	Product ID	Unit	EXTENSION:
1	Sign Location Planning	1		HAS 101	LOT	\$2,800.00
2	Engineering / Shop Drawings	1	for OSHPD	HAS 106	LOT	\$4,200.00
3	Project Management & Field Coordination	1		HAS 108	LOT	\$5,600.00
4	Parking Lot Pole	3	(3-side)	PLP1	1,663.65	\$4,990.95
5	Parking Lot Pole	1	(3-sided)	PLP2	1,330.92	\$1,330.92
6	PROP 65 Regulatory	4		P65	96.12	\$384.47
7	Parking Informational (with Posts)	9	18" x 24" (1-sided)	PS2	281.32	\$2,531.91
8	Parking Informational (2 with posts)	32	12" x 18" (1-sided)	PS3	178.18	\$5,701.77
9	Dimensional Letters	1		DN1	128.14	\$128.14
10	Boiard	1		BLR	230.74	\$230.74
11	Building Sign	2		BS2	580.94	\$1,161.88
12	Parking Informational	3	24" x 36" (1-sided)	PI1	369.50	\$1,108.51
13	Dimensional Letters (with accent color)	2	Paint Existing Letters	DL	lot	\$3,628.80
14	Column Wrapper	2	Digital Print	CW1	96.61	\$193.21
15	Column Wrapper	1	Digital Print	CW2	48.30	\$48.30
16	Small Post & Panel	3	24" x 24" (2-sided)	P/PP	502.19	\$1,506.56
17	Medium Post & Panel	20	24" x 36" (2-sided)	P/PP	479.78	\$9,595.67
18	Large Post & Panel	1	24" x 44" (2-sided)	P/PP	1,111.88	\$1,111.88
19	Wide Post & Panel	1	36" x 42" (2-sided)	P/PP	883.74	\$883.74
20	Parking Gateway (S/F)	1	11'-0" x 4'-0"	PG	2,220.53	\$2,220.53
21	Building Sign - Illuminated	1	33" x 120"	BS1	5,892.95	\$5,892.95
22	Vinyl Graphics	3		VG	59.50	\$178.50
23	Main Monument	1	30" x 60" (2-sided)	MN1	2,904.95	\$2,904.95
24	Pedestrian Monument	1	60" x 120" (2-sided)	PM1	5,468.34	\$5,468.34
25	Secondary Vehicular	2	60" x 100" (2-sided)	MS2B	4,101.25	\$8,202.50
26	Secondary Vehicular - LED Illuminated	1	60" x 100" (2-sided)	MS2A	7,177.19	\$7,177.19
27	Primary Vehicular - LED Illuminated	2	60" x 100" (4-sided)	MS1	12,560.08	\$25,120.17
28	Traffic Signage - 12" x 36"	1	(ONE WAY)	HR6-1	43.20	\$43.20
29	Traffic Signage - 12" x 18"	26	(HC Parking + symbol)	HR99 (CA)	27.00	\$702.00
30	Traffic Signage - 6" x 12"	26	(Minimum Fine \$250)	HR99B (CA)	18.00	\$468.00
31	Traffic Signage - 6" x 12"	20	(Van Accessible)	HR99A (CA)	18.00	\$360.00
32	Traffic Signage - 18" x 18"	1	(Do Not Enter)	HR5-1	28.20	\$28.20
33	2"x 2" Square Painted Posts: Set of 2	44		POSTS	135.06	\$5,942.59
34	2"x 2" Square Painted Poles	11		POLES	67.53	\$742.82

Number of Items 128

Notes, Conditions and/or Exceptions: 1. ** Contract administration and processing 2. Price excludes Sign Permit Fees, Fire Department approval process. 3. Product will be invoiced separate from installation 4. 5 Year Warranty included 5. Primary Electrical (by others, to be located with-in 5' of sign) 6. Any and all landscaping & irrigation work (by others)	Sub Totals (items 1- 25)	\$72,005.22
	Project Administration **	Included
	Product Manufacturing (items 26- 34)	\$40,584.17
	Estimated Sales Tax 8.500%	\$9,570.10
	Installation	\$30,602.63
	S&H Charge	
	Project Total	\$152,762.11

The maximum amount payable by County under this Agreement is ONE HUNDRED AND SIXTY THOUSAND DOLLARS (\$160,000). Invoices will be approved by Chief Operating Officer and paid within 45 days of receipt.

Exhibit C to Hackley Architectural Signage Agreement



SAN MATEO MEDICAL CENTER

EXTERIOR CAMPUS SIGNAGE

90% CONSTRUCTION DOCUMENTATION

21 September 2012

Table of Contents

Section 1: Specifications	04 - 10
Section 2: Fonts, Colors and Icons	12 - 13
Section 3: Sign Type Drawings	15 - 41
Section 4: Sign Location Plans	43 - 46
Section 5: Message Schedule	48
Section 6: Solar Panels	49 - 53



SPECIFICATIONS

Specifications

These specifications are provided for the sign, graphic elements and the sign fabricator. Fabricator is responsible for obtaining and complying with the general project specifications.

I. PERFORMANCE INFORMATION

For the purpose of this package, the term “contractor” shall mean sign fabricator or sign contractor and the term “sign” shall refer to any fabrication, object, or article of product described in these drawings and/or specifications. The acceptance of these drawings by contracted vendors, bidders, fabricators, or contractors and their agents constitutes agreement to the following conditions:

II. CONSTRUCTION INTENT DRAWINGS

- A.

Details on drawings indicate a construction/design intent approach for sign structures but do not necessarily include all fabricating details required for the complete structural integrity of the signs. It shall be the responsibility of the contractor to perform site verifications and complete structural design of the signs and to incorporate all the reasonable safety factors necessary to protect the County against public liability.
- B.

Fabrication and installation design: Unless otherwise directed by The County, design to withstand severe guest abuse or vandalism, but not less than equivalent of resisting simple hand implements and tools, and adult physical force for approximately 10 minutes. All fabricated signs shall also be built to withstand normal maintenance operations and use by Employees/Staff.
- C.

Electrical Design: Contractor shall specify electrical components to be used to illuminate sign elements. Major, large-scale elements will require the involvement of a Licensed Lighting Designer. Final coordination of fixture type quantity and locations to take place between Signage Contractor, and County, as well as Lighting Designer (as needed) for suitability in attaining desired appearance and/or effect.
- a.

Actual installation of lighting fixtures not contained within the sign element(s) must be performed by a licensed electrical contractor (C/O License) or equivalent.
- b.

Sign connection to existing electrical power on site, if more than (6) feet from sign element(s), must be performed by a licensed electrical contractor.
- c.

Mock-up(s) shall be provided for on-site evaluation to determine the effectiveness of the in-field legibility evaluation to the Approval of the County.
- d.

Submit calculations signed and sealed by a registered professional structural engineer in the State of California to County for review (as required).
- e.

Submit certification of conformance to UL requirements for sign construction.
- D.

Resulting working drawings, shop drawings and contract documents including permit documents are the sole responsibility of the Contractor in every respect.
- E.

The County shall review the shop drawings only for conformance with general design intent, and will in no way be responsible or liable for any results of construction from working drawings, material selection, shop drawings, contract documents or any other agreements other than agreement with the County authorizing these documents.

III. QUALITY ASSURANCE

- A.

Quality of Workmanship: The Contractor shall be responsible for the quality and delivery of all materials, and workmanship required for the execution of the contract including the materials and workmanship of any firms or individuals who act as his or her subcontractors. It is desired that the Contractor for work of this type shall have in-house, broad knowledge, diverse shop and field experience, flexibility, coordinating ability, skilled craftsmen, and physical labor as necessary as well as facilities to produce quality products. Contractor shall be responsible for providing subcontractors with complete and up-to-date drawings, specifications, graphic schedule and other information issued by the County.
- B.

Performance: The contractor shall base his or her proposal on the performance of all services, including all items of labor, material and equipment required for the complete fabrication and installation of the specified work within the time frame agreed to by the County.
- C.

Dimensions: Written dimensions on the drawings shall take precedence over scaled dimensions. Contractor shall verify and be responsible for all dimensions and conditions shown by these drawings as they relate to actual material sizes, existing construction and related site conditions.
- D.

Sign Package Graphics Schedule Illustrations: Copy, quantities and references shown on the Graphics Schedule Illustrations/ Matrix shall take precedence over drawings. Specification shall take precedence over the large-scale details. The large-scale details shall take precedence over the smaller scale drawings.
- E.

Execution: In the case of discrepancies, in quantities, dimensions, message, or any other related elements fabricator is to notify the County before proceeding further in any operation, in order to resolve the issues in question. It is required that the Contractor not attempt to resolve the discrepancies without consulting The County.

Specifications

- F. **Contractor Recommendations:** The contractor shall carefully study the detailed drawings for the various signs and make specific recommendations and changes if those changes will improve the quality of any sign. The County or their technical representative prior to preparation of shop drawings or fabrication of any samples of signs shall approve such recommendations and changes in writing.

G. **Artwork:** Macintosh based electronic artwork as required by the sign contractor for symbols or custom designed graphic components (i.e. logos, logo types, arrows, or patterns) will be provided in Mac-based Adobe Illustrator format at a full/scaled percentage of the final size. The appropriate art scan will as provided when necessary. All required copy layouts and text for project sign system is the responsibility of the sign contractor. All enlarging and reducing is the responsibility of the sign contractor. Contractor shall submit an itemized list of all required artwork at time of bid. Note: Any artwork required beyond electronic computer artwork noted above (i.e. additional custom copy layouts, formatting for other platforms, or copying to other media, etc.) will be billed to the contractor on a time and materials basis by the County. The County cannot provide copies of licensed fonts.

H. **UL Compliance:** Complete Underwriters Compliance or approved nationally recognized testing agency, compliance, as required, is the responsibility of the contractor. Contractor shall provide lighting fixtures and electrical components that meet all UL testing lab requirements for safety, operation, and construction and are UL labeled and listed. (Refer to Section II.C for related information.)

I. **Lighting fixtures:** All lighting fixtures/sources shall emit a color balanced, consistent and uniform light with no browning or other uneven effect.
- J. **Electrical Hardware:** All transformers and electrical hardware shall be concealed, non-audible and non-visible to pedestrian and vehicular traffic. Provide disconnect switch as required by governing agencies. Confirm with County the necessity or desirability of Light Sensor Switches, Day-Night circuit connections, local restrictions on nighttime area lighting or other conditions that could affect the use and operation of any sign illumination.

K. **Labeling:** There shall be no visible labels, manufacturer's or otherwise, code permitting, on the completed signs. If labels are required, a sample label and intended location along with an explanation of the requirements must be submitted for review by the County and Developer review, prior to application and/or installation.

L. **Stock:** All material, hardware, electrical components, finishes. Etc., used to fabricate any and all sign components shall be "NEW" (not previously used or operated in any other application) and from the most recent original manufacturer's production run/ supply and appropriately matched to the service conditions required of the site.

M. **Testing:** Contractor is required to provide the County with a copy of all Testing Inspection Reports as may be required. Contractor is not to proceed with the work until all unsatisfactory conditions have been corrected by the contractor in a manner acceptable to the County.

IV. SUBMITTALS

- A. **Shop Drawings:** The contractor shall submit five (5) sets of detailed shop drawings and one electronic copy. (2 sets of prints, 1 reproducible set of plans, elevations and scale drawings) to the County for review prior to production. These drawings are to show/ indicate all materials, finishes, construction details, lighting specifications and installation details of artwork and sign structure. This includes types and locations of fasteners, attachments, joint details, internal frames, reinforcements, support backing, and connection to support structure or mounting surface. The County shall review shop drawings and data with such promptness as to cause no delay in the work. The contractor shall make all corrections required by the County and resubmit for final review. The County must approve shop drawings for all signs before production starts.

B. **Conflicts/Contradictions with Drawings or Conditions:** The contractor should recognize and bring to the County any conflicts or contradictions either in regards to our drawings or as they relate to other disciplines or contractors. All conflicts should be described in writing and the contractor is to provide alternative solutions to resolve the conflict. All conflicts are to be resolved and any changes approved by the County prior to sign fabrication.

C. **Product Data:** The contractor shall submit manufacturer's technical data and installation instructions for each type of sign and/or fixture required as will be provide in the completed, installed sign unit. Identification of all materials used, by manufacturer's descriptive literature, control number, name, code number, batch and formula when available shall be provided by the contractor.

Specifications

- D. **Specific Samples:** The contractor shall submit two samples and/or prototypes as specified on the drawing sheet, minimum size 4 “x 6 ” or as requested by the County of each color and finish on the specified materials and accessories required for signs. Samples must be submitted to the County in a time frame allowable for review of color and aesthetic compatibility to any existing adjacent materials. Compliance with all other requirements is the exclusive responsibility of the contractor. When specified, furnish full-size samples of sign materials. Resubmit samples if requested until all the County specifications are met and approved.
- E. **Structure:** Installation, internal structure, mounting assemblies and foundations are by contractor and are to adhere to design intent of the County. Contractor to coordinate and provide County with drawings indicating placement and structural requirements for architectural backing. Contractor shall submit three sets of prints and one reproducible set of comprehensive engineering drawings to the County incorporating an adequate foundation and/or mounting structure for all sign components to meet all load and wind requirements and given site conditions. The contractor shall, at his or her expense, submit to general contractor for distribution and review, calculations, sealed by certified engineers registered in the state of final installation, for all structural members including foundations.
- F. **Custom Fabricated Items:** The contractor is to submit shop drawings of all custom fabricated items and specifications on all standard pre-manufactured items.
- G. **Electrical Requirements:** The contractor shall provide, within 30 days of the award of contract, the specific electrical requirements to the County.

- H. **Maintenance:** The contractor shall provide the Developer with complete finish/component care instructions as specified by the manufacturer for on-going cosmetic sign cleaning and maintenance. Three sets are to be submitted in an 8-1/2” x 11 ” three-ring binder. Contractor to provide County (Public Works) with one (1) gallon (unopened and clearly marked) of each paint color/finish used on the project.
- I. **Copy/Text/Verbiage Layouts:** The contractor shall provide the County full size copy layouts required for all signs. Layouts must be submitted to the County in a time frame allowable for review, multiple adjustments and approval without delay to the project. Final copy of all signs, including size and fonts used to be reviewed and approved by County prior to final fabrication. The County is not responsible for correct adherence to code, copy information or location of signs. City and County sign requirements supersede information shown in the County designs.

V. FINISHES

- A. **Colors and Surface Finishes:** All colors shall match exactly the color and finish specifications provided by the County. Exercise care to assure that finished surfaces are the County in the completed work. For exposed signs, materials with applied colors or other characteristics related to appearance, contractor shall provide color matches indicated, or if not indicated, as selected and reviewed by the County.
- B. **Surface Preparation:** All surfaces shall be thoroughly cleaned and free from dust, dirt, rust, scale, mill scale, oil, greasy materials or residue from cleaning. All structural metals shall be cleaned by sandblasting. Except as indicated or directed otherwise, finish all surfaces smooth. All coatings shall be applied in strict accordance with the manufacturer’s recommendations. All paint products shall conform to local codes. All finished pieces shall present a uniform opaque color appearance unless specifically indicated otherwise by the County.

- C. **Painted Finish:**
 - a. Ferrous Surfaces: Using Matthews paint products, finish with 1 coat 74-734 & 74-735 Metal Pretreat @ .25 mils DFT, 1 coat Matthews Acrylic Polyurethane 1 mil Dft (min.). Observe designer’s specification regarding specularity (matte to gloss). Using Matthews paint products finish, with 1 coat 74-734 & 74-735 Metal Pretreat @ .25 mils DFT or 1 coat 74-793 Spray Bond @ .15 to .25 mils DFT and 1 coat Matthews Acrylic Polyurethane 1 mil DFT (min.)
 - b. Aluminum: Using Matthews paint products finish, with 1 coat 74-734 74-735 Metal Pretreat @ .25 mils DFT or 1 coat 74-793 Spray Bond @ .15 to .25 mils DFT and 1 coat Matthews Acrylic Polyurethane 1 mil DFT (min).
 - c. Bright Metals: Match finish (polished, satin, brushed, etc.) detailed on drawing. If specified, coat with a non-yellowing polyurethane clear coat.
 - d. Plastic Surfaces: All plastic to be paint finished according to paint manufacturer’s specifications.
- D. **Application:** All applications of color coatings are to be equal and of consistent cover with no “streaking”, “spotting”, “gradation” or other variations within and from each similar application. 27
- E. **Ultra-Violet/Fading Protection:** Contractor shall utilize materials, coatings and processes to minimize as much as possible any noticeable fading of pigmented coatings.

VI. MATERIALS

- A. **Acrylic:** Color Translucent Sheet, Where sheet material is indicated as a “color,” provide color translucent sheet of density required to produce uniform brightness without halo-like effect. Material provided shall be appropriately matched to the intended permanent field conditions.

Specifications

- Note: Where translucent material is called out as ‘cast’, ‘formed’ or ‘molded’ resin, acrylic or polycarbonate (i.e. ‘Lexan’, ‘Tuffac’, etc), the Contractor shall research and specify the optimum material and fabrication method for the desired finish and/or effect. Contractor shall provide samples of such materials as indicated on the County drawings.*
- Acrylic/Transparent Sheet:** Where sheet material is indicated as “clear” provide colorless sheet in gloss finish, with light transmittance of 92% where tested in accordance with the requirements of ASTM D-1103.
- Aluminum Sheet:** Provide aluminum sheet of alloy and temper recommended by the aluminum producer or finisher for the type of use and finish indicated and with no less than the strength and durability properties specified in ASTM B-109 for 5005-H15.
- Aluminum Extrusion:** Provide aluminum extrusion of alloy and temper recommended by the aluminum producer or finisher for the type of use and finish indicated and with not less than the strength and durability properties specified is ASTM B- 221 for 6063-T5.
- Structural Steel:** Contractor to coordinate with architect of record all internal structural steel support as required, to meet the requirements of the permanent installation. Contractor to provide architect of record and County with drawings indicating placement and structural requirements for architectural backing. (as required)
- Fasteners:** Unless otherwise indicated, provide concealed fasteners fabricated from metals that are non-corrosive to either the sign materials or the mounting surface. Where screw-heads are necessarily visible, they shall be flat head and ‘painted out’ to match the adjacent surface.
- Vinyl Machine-Cut Copy:** Vinyl machine-cut copy shall be of 3M Scotch Cal high performance brand film or other product with provable identical performance specifications and warranty conditions.

- Paint:** Paint shall be manufacturer’s highest grade for best ultraviolet light resistance, weather ability and overall longevity of finish and color. Paint shall have a written warranty against premature fading and be approved by the County prior to construction. Prior to closeout, contractor shall turn over to County (3) copies of complete paint schedule indicating colors used on each sign type.

VII. FABRICATION

The Intent of Specifications is that all finished work be of highest quality to pass eye-level examination and scrutiny by the designer and developer. Contractor to assume responsibility for coordinating with the various team members, including G.C., Lead Architect, Landscape Architect, and the County, all locations of sign types, as well as footings and foundations, structural engineering, and blocking as may be necessary within walls. Contractor is responsible for coordinating with G.C. all electrical power requirements and connections to all applicable sign locations.

- Copy Application:** All sign copy shall be crisp, sharp, clean, and free from “ticks,” Discontinuous curves, line waver, and similar type imperfections.
 - Sign copy to comply with the requirements indicated for size, proportion, style, spacing, content, position, material, finish and color of letters, numbers, symbols and other graphic devices.
 - All letter forms shall be aligned so as to maintain a baseline parallel to the sign format, with margins and layout as indicated on design drawings and approved shop drawings.
 - Digital copy: Finish sheen of copy to match sheen of copy panel background (gloss, semi-gloss, or sheens between). Edges of letters shall be straight and corners sharp. Surfaces of letters shall be uniform in color, finish and free from pinholes and other imperfections.

- Routed copy: Cutting and routing shall be done in such manner that edges and corners of finished letterforms shall be sharp and true. Letter forms with nicked, cut, ragged, rounded (positive or negative) corners, and similar disfigurements will not be acceptable. Letterforms shall be aligned so as to maintain a base line parallel to the sign format, with margins and layout as indicated on design Drawings and approved shop drawings. Vertical strokes shall be plumb. Mechanically fasten center of letters to acrylic plastic as required.

- Sign/Cabinet:**

- Details shown on the drawing shall be followed for exterior appearance. Structural design shall utilize unitized, self-supportive framing. Fabricate cabinet, exposed faces and graphic devices to size and style indicated and produce surfaces free from oil canning, warping, distortion or any irregularities or inconsistencies. Include internal bracing for stability and attachment of mounting accessories as required.
 - Contractor may change interior construction shown on these details to conform to his shop practices. However, these changes must be submitted as part of the shop drawings and be reviewed by the County prior to fabrication.28
 - Construct all work to eliminate burrs, cutting edges and sharp corners.
 - Qualifications: Welding must be performed by operators who are currently qualified by tests as prescribed in AWS D1.1, D1.2, or D1.3, as applicable, and certified by a recognized building or code authority. Submit qualifying data and certification to Developer for approval. Welding must conform to the acceptable requirement of AWS D1.1, D1.2, and D1.3 and MPS 11-0099.



Specifications

- e. Parts indicated to be turned must be accurately machined/ worked from solid stock to dimensions indicted or on approved shop drawings. Finished surfaces to be polished smooth unless otherwise indicated or directed by Developer, free of any visible pits, voids, or similar defects.

f. Make all signs tight fitting, between parts and sections, and with adjacent surfaces. Unless indicated otherwise, non-welded joints between various portions of signs must be weatherproof (for exterior signs) and have tight, hairline-type appearance, without gaps (varying or otherwise). Provide sufficient fastenings to preclude looseness, racking, or similar movement.

g. Conform to manufacturer's recommended fabricating procedures regarding fastening, restraining, expansion and contraction of dissimilar materials.

h. Isolate dissimilar materials. Exercise particular care to isolate nonferrous metals from ferrous metals, including fasteners.

i. Metal thickness: Provide metal thicknesses most appropriate for the fabrication conditions. The County to be advised of any changes to specified dimensions.

j. It is the responsibility of the contractor to schedule reviews of signs in production with Developer for approval. Review meetings are to be scheduled at the convenience of the Developer.

k. All exposed metal to be stainless steel.

l. Signs to be assembled and mounted so as to provide reasonable ease of access and replacement of all components. i.e.: use conforming, accessible, but not visible fasteners where possible.

C. **Fastenings:**

a. Fasteners on sign-face surface shall not be exposed, except where specifically noted.

b. Sign-face surfaces shall not be penetrated during fabrication or installation of signs, except where specifically noted.

c. Sign-face surface shall not be deformed, distorted, or discolored by attachment of concealed fasteners.

d. All fasteners shall be resistant to oxidation or other corrosive action completely through their cross sections.

e. Work shall be secured with fasteners of the same metal, color and finish as the components they secure where they are exposed to view.

D. **Mock-Ups:**

a. Mock-Ups of specific sign(s) may be requested by the County as part of Design Intent Documents. The cost of Mock-Ups will be a part of fabricators bid.

b. Mock-Ups will be specified in drawings as two or three dimensional, as well as being operational or not.

c. Mock-Ups will be specified in drawings for in-shop or on-site review, and coordinated with developer and all interested parties.

d. Mock-Ups will be reviewed and signed off by Developer, the County and interested parties prior to fabrication and installation.

E. **Aluminum Sheet:** Not less than 0.125" thick unless noted otherwise fabricate by the HELIARC or MIG welded, filled and ground smooth, unless the seam occurs along a color break. Then a clean butt joint with concealed backing channel and plug weld is acceptable upon receipt of the County approved sample to match surrounding material finish. All binds, curves and folds to be geometrically correct and produced by a consistent mechanical method unless approved otherwise by IS.

F. **Jointing and Brake Forming:** All sheet metal shall have brake formed edges with radii not greater than sheet thickness unless otherwise specified. Adjacent stock shall have edges with similar radii.

G. **Welding:** All exposed welds are to be ground smooth to match surface of adjacent material.

VIII. INSTALLATION

A. Contractor shall be responsible for determining the erection and dismantling of all barricade or protective coverings necessary to safeguard the public and property during the performance and duration of his or her work.

B. Contractor shall attach signs to substrates in accordance with the structural engineer's and the manufacturer's instructions unless otherwise shown. Install level, plumb and at proper height. Repair or replace damaged units as directed by and to the approval of the County

C. Installation of all sign items shall be by the contractor. Installation includes provision of any required footing, to be reviewed by the County, all anchor bolts, fastenings, attachment metals, and other miscellaneous metal items embedded in concrete or building wall material as required, and security of sign units in place with no visible The contractor shall provide required electrical equipment and connection. The point of connection is to be provided by the General Contractor. A licensed electrician employed by the contractor for this purpose shall make all electrical connections. All connections shall be made in accordance with the requirements of the National Electrical Code (N.E.C.) in addition to all applicable local codes. Electrical contractor shall provide and install all wiring, conduit, junction boxes and electrical devices necessary to provide electrical power to rough in connections unless otherwise noted. Contractor shall provide concealed all electrical connections beyond rough-in connections by electrical contractor, according to N.E.C. approved methods.

S

IL

SHANNON-LEIGH
ASSOCIATES

San Mateo Medical Center
Exterior Signage Package

90% Construction Documentation
September 21, 2012

Specifications

08

Specifications

- D. Contractor shall be responsible for matching sign service available on site to the requirements of the sign, including transformers.
- E. All necessary sign components as well as the entire sign assembly are to be UL listed, or by approved nationally recognized testing lab.
- F. Contractor is responsible for compliance with all applicable environmental regulations.
- G. Contractor is responsible for compliance with all OSHA regulations.
- H. Contractor must coordinate installation with General Contractor so that overall project schedule is not impacted.
- I. Contractor is responsible for determining site wind load requirements and insuring that all signs comply.

IX. CLEANING / PROTECTION & WARRANTIES

- A. All items to be installed by the contractor shall be left in a clean condition. Upon completion of the installation of each sign, clean all soiled sign surfaces and “touch up” as directed by the County. In accordance with the manufacturer’s instructions. All debris and packing material shall be removed and disposed of in a legal manner. The protective masking of the plastic surfaces shall be removed by the contractor upon completion of installation. All excavation and site work shall be returned to its original grade configuration after contract items are installed.
- B. **Finish Surfaces:** Sign units shall be warranted in writing by the contractor for a period of no less than one year from the date of the County acceptance. All finishes are to be warranted for 3 years from the date of Developer acceptance. There shall be:
 - a. No delamination of any parts of the sign or of lettering from the sign face.

- b. No cupping, warping or dishing in excess of the requirements stipulated in the specifications.
- c. No bubbling, crazing, chalking, rusting or other disintegration of the sign face, messages or edge finish of the panels.
- d. No corrosion developing beneath the paint surface of the support systems, except as the result of obvious vandalism.
- e. No corrosion of the fasteners.
- f. No movement of signs from their foundations. The signs must remain true and plumb on their foundations, except when the sign has sustained obvious post-installation external damage.
- g. No fading of the colors when matched against a sample of the original color and material.
- h. No variation of any other performance specified by the County on the drawings or in the specifications.

C. Structure/Components:

- a. Contractor shall provide Developer with (3) copies of the written warranty prior to installation, guaranteeing to correct, to County's satisfaction, at contractor's sole expense, all defects in fabrication, faulty materials, workmanship, design, and installation of sign work for a period of one year after completed installation of sign work.
- b. Fading, cracking, warping, peeling, delaminating, rusting, corroding, and structural failure, including distortion by whatever cause, shall be construed as failure because of faulty materials and workmanship.
- c. Failures during warranty period shall be repaired or replaced to satisfaction or Developer.
- D. Contractor shall have total and complete responsibility for the security of all equipment, materials, and sign components until reviewed and accepted by the Developer.

- E. **Maintenance:** The contractor shall provide to 3 copies each of complete finish/ component care instructions as specified by the manufacturer for on-going cosmetic sign cleaning and maintenance. These are to be submitted in an 8-1/2" x 11 " three-ring binder. Contractor to ensure signs, neon, lamps, electrical components etc. are easily accessible for maintenance.

F. Permits:

- a. Securing and paying for all permits required by governmental agencies is the responsibility of the contractor. Inspections and tests necessary for the construction and placement of all work required by the applicable governing agencies is by the contractor.
- b. Contractor shall secure and pay for all insurance required by law including but not limited to Liability, Worker's Compensation, Comprehensive Construction Liability, Personal Injury, Comprehensive Auto and Property on-and off-sites. Contractor shall check insurance requirements for terminology and coordinate insurance requirements with project general specifications. Insurance requirements should be checked for terminology and coordinated with general specifications.
- c. Contractor shall not reveal or disseminate any information to any persona(s), private or public, other than the County, Developer, or contractor's personnel as necessary to execute the contract without first contacting the County.
- G. Large Format Computer Output High resolution large format computer output to comply with the following:
 - a. Minimum resolution 200 dpi.
 - b. Process: 3M SCOTCHPRINT (or approved equal).
 - c. Substrate: Opaque or Translucent Scotch Cal film (or approved equal).
 - d. Finish: 2 mil Matte over laminate.
 - e. Input: Electronic art as specified to be provided by the County.
 - f. Warranty: 5 year minimum

Specifications

X. CODE REQUIREMENTS

All Signs Must Comply With ADA Guidelines And/or County/City/Fire Marshall Code Requirements:

- A. Contractor to provide copy proofed California Grade Two Braille to ADA specifications for pylon descriptive text areas. Type/text to be raised a minimum of 1/32".
- B. Characters and background on ADA sign shall be eggshell, matte or other non-glare finish.
- C. Contractor to provide copy of approved city or county fire marshal drawing sets of all applicable signs.
- D. Contractor responsible for all signs complying with all applicable codes for specified region. i.e. Fire, ADA.

XI. BID NOTES

Original fabrication quotes shall be sent directly to the County. Pricing shall be submitted in accordance with the bid documents. Bidding contractors are required to clearly indicate in writing within their bid the method of construction anticipated, the materials to be used, and any exclusions or exceptions to the bid documents.

2

Fonts, Colors & Icons

Fonts

ITC Avant Garde Gothic Std Book

ABCDEFGHIJKLMNOPQRSTUVWXYZ
abcdefghijklmnopqrstuvwxyz
0123456789

AvantGarde BK BT

ABCDEFGHIJKLMNOPQRSTUVWXYZ
abcdefghijklmnopqrstuvwxyz
0123456789

ITC Avant Garde Gothic Std Medium

ABCDEFGHIJKLMNOPQRSTUVWXYZ
abcdefghijklmnopqrstuvwxyz
0123456789

AvantGarde MD BT

ABCDEFGHIJKLMNOPQRSTUVWXYZ
abcdefghijklmnopqrstuvwxyz
0123456789

ITC Avant Garde Gothic Std Demi

ABCDEFGHIJKLMNOPQRSTUVWXYZ
abcdefghijklmnopqrstuvwxyz
0123456789

ITC Avant Garde Gothic Std Bold

ABCDEFGHIJKLMNOPQRSTUVWXYZ
abcdefghijklmnopqrstuvwxyz
0123456789











SHANNON-LEIGH
ASSOCIATES

San Mateo Medical Center
Exterior Signage Package

90% Construction Documentation
September 21, 2012





Fonts, Colors and Icons

Colors and Icons

			
PMS 186	PMS 541	PMS Process Blue	White
			
Black	PMS1797	Brushed Aluminum	Color #15090 Federal Standard 595B



San Mateo County Seal



SHANNON-LEIGH
ASSOCIATES

San Mateo Medical Center
Exterior Signage Package

90% Construction Documentation
September 21, 2012

Fonts, Colors and Icons

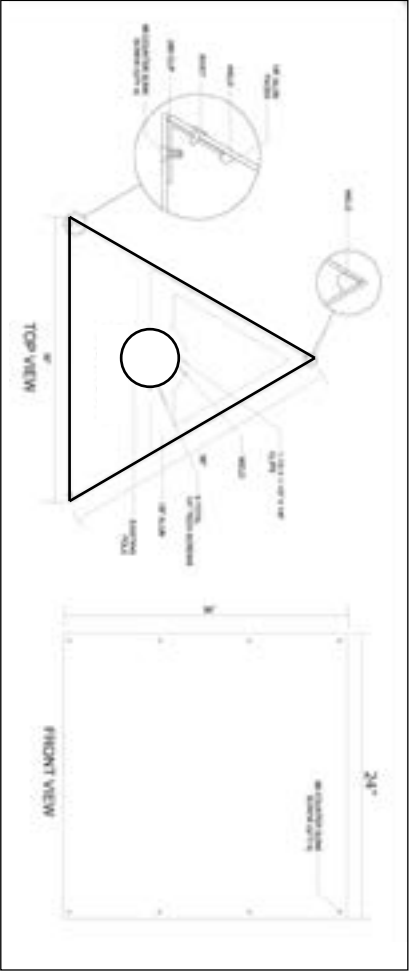
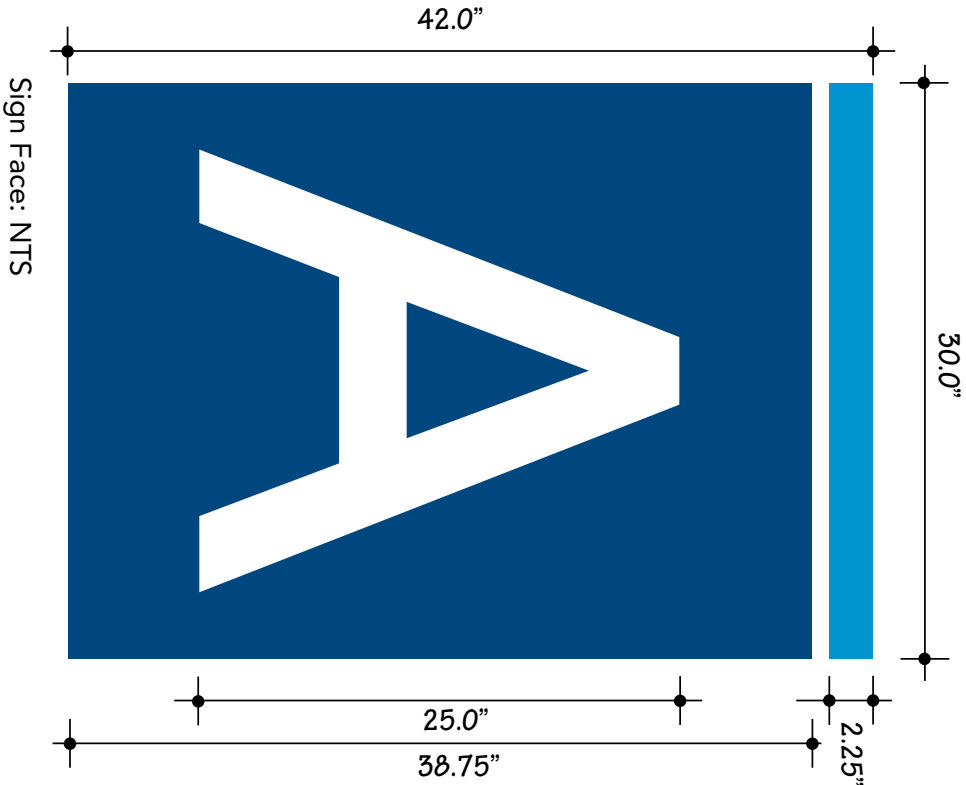
3

SIGN TYPES


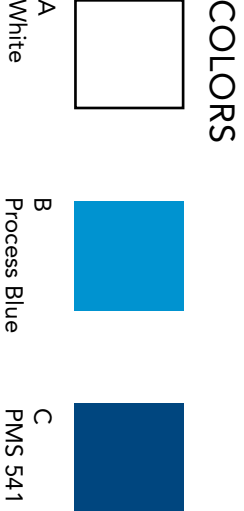
PLP 1 Parking Lot Pole

SPECIFICATIONS

SIGN TYPE	PLP 1
SIGN SIZE	30" x 42"
OVERALL SIZE	30" x 42
THICKNESS	1/4"
MATERIAL	Aluminum
QUANTITY	3 sided sign per pole
VINYL	Reflective
SURFACE	1st
MOUNTING	On Pole, Notes: 1. Round tapered pole/existing. 2. Field verify light pole for taper and diameter
MOUNTING	15'-0" from grade
POLE DIMENSIONS	TBD
TYPEFACES	Avant Garde MD BT



Mounting Detail


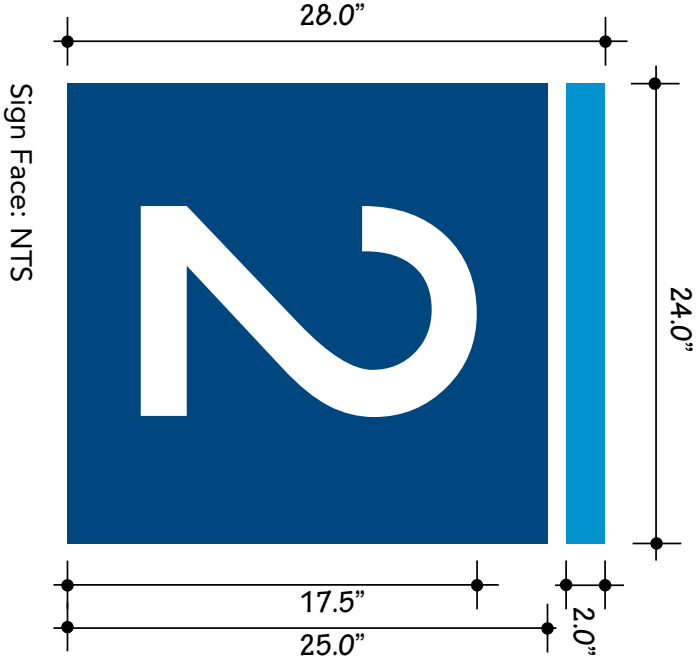


Context Elevation

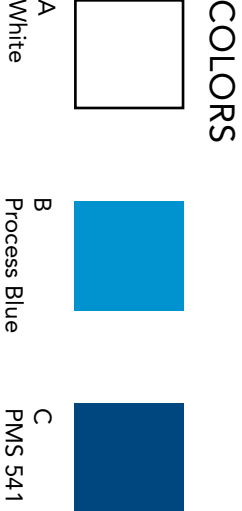
PLP 2 Parking Lot Pole

SPECIFICATIONS

SIGN TYPE	PLP 2
SIGN SIZE	24" x 36"
THICKNESS	1/4"
MATERIAL	Aluminum
QUANTITY	3 sided sign per pole
VINYL	Reflective
SURFACE	1st
MOUNTING	On Pole, Notes: 1. Square pole/existing. 2. Field verify light pole for taper and diameter.
MOUNTING	15'-0" from grade
POLE DIMENSIONS	TBD
TYPEFACES	Avant Garde MD BT



Mounting Detail

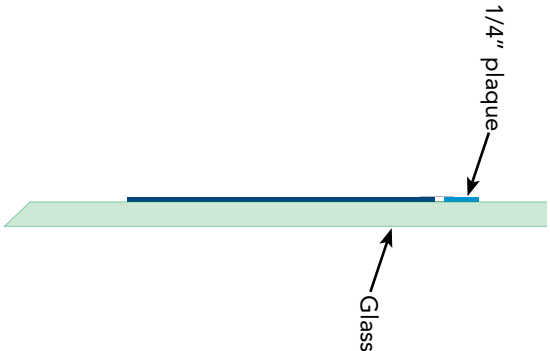
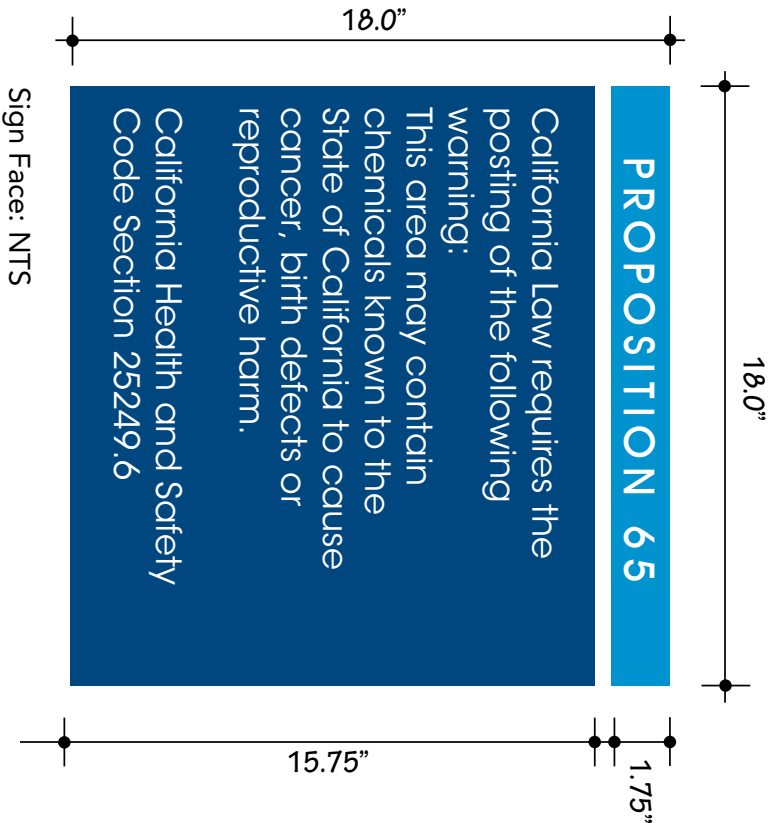


Context Elevation

PROP 65 Regulatory

SPECIFICATIONS

SIGN TYPE	Prop 65
SIGN SIZE	18" x 18"
THICKNESS	1/4"
TACTILE	No
EDGES	Painted to match
MATERIAL	Exterior grade digital print
TEXT HEIGHT	Line 1: .949 Lines 2-11: .774
MOUNTING	Double sided tape and silicone on glass
TYPEFACES	Line 1: Avant Garde MD BT Lines 2-11: ITC Avant Garde Gothic Book



Mounting Detail

COLORS

A


White

B

Process Blue

C

PMS 541


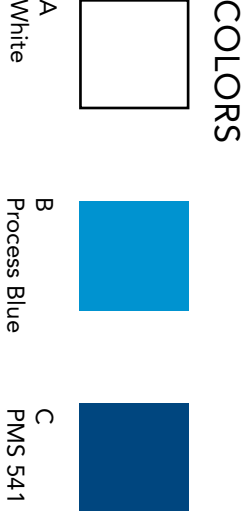
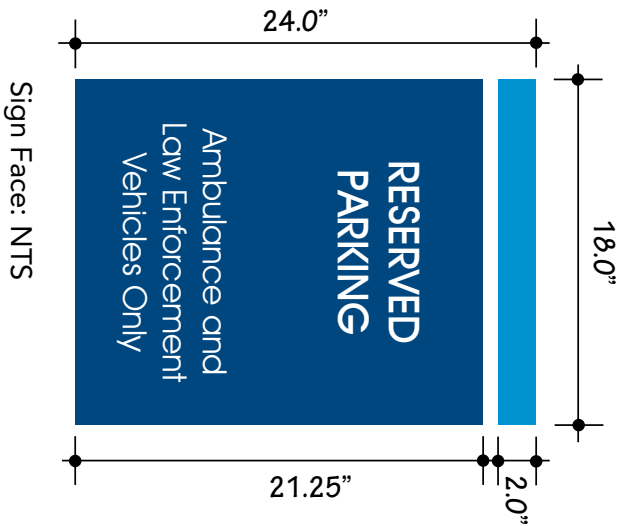


Context Elevation

PS 2 Parking Informational

SPECIFICATIONS

SIGN TYPE	PS 2
SIGN SIZE	18" x 24"
THICKNESS	1/4"
TACTILE	No
EDGES	Painted to match
MATERIAL	Aluminum
VINYL	Non-reflective
SURFACE	1st
MOUNTING A	Pole mounted, on both new and existing poles
MOUNTING B	Wall mounted, on exterior
TYPEFACES	Lines 1-2: Avant Garde MD BT Lines 3-5: Avant Garde BK BT
TEXT HEIGHT	Lines 1-2: 1.574 Lines 3-5: 1.236



SHANNON-LEIGH
ASSOCIATES

San Mateo Medical Center
Exterior Signage Package



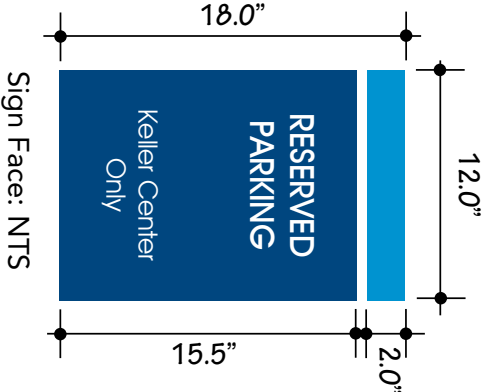
90% Construction Documentation
September 21, 2012

Sign Type Drawings

PS 3 Parking Informational

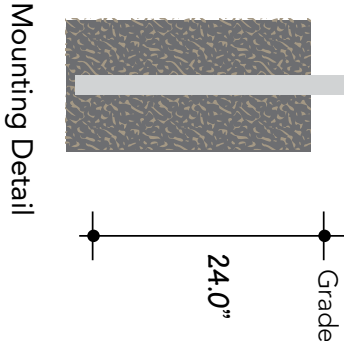

SPECIFICATIONS

SIGN TYPE	PS 3
SIGN SIZE	12" x 18"
THICKNESS	1/4"
TACTILE	No
EDGES	Painted to match
MATERIAL	Exterior grade digital print
MOUNTING A	2" square poles, on both new and existing poles
MOUNTING B	Wall mounted
TYPEFACES	Lines 1-2: Avant Garde MD BT Lines 3-4: Avant Garde BK BT
TEXT HEIGHT	Lines 1-2: 1.234 Lines 3-4: .987



COLORS

A	B	C	D	E
White	Process Blue	PMS 541	PMS 186	Black




DN 1 Dimensional Numbers

SPECIFICATIONS

SIGN TYPE	DN 1
SIGN SIZE	12" x 26.276"
THICKNESS	.5"
EDGES	Painted to match
MATERIAL	Aluminum
MOUNTING	Pin mounted, .5" from substrate
ILLUMINATED	No
TYPEFACES	Avant Garde MD BT



Individual Letters, Front View: NTS



Side View

COLORS



C
PMS 541

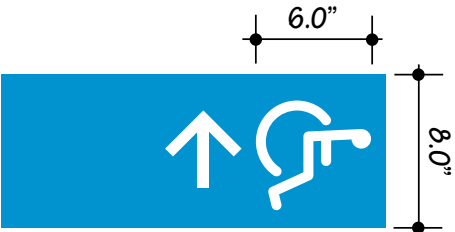
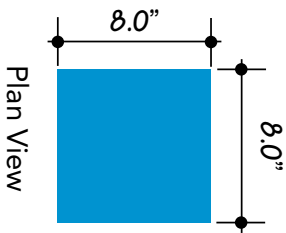


Context Elevation

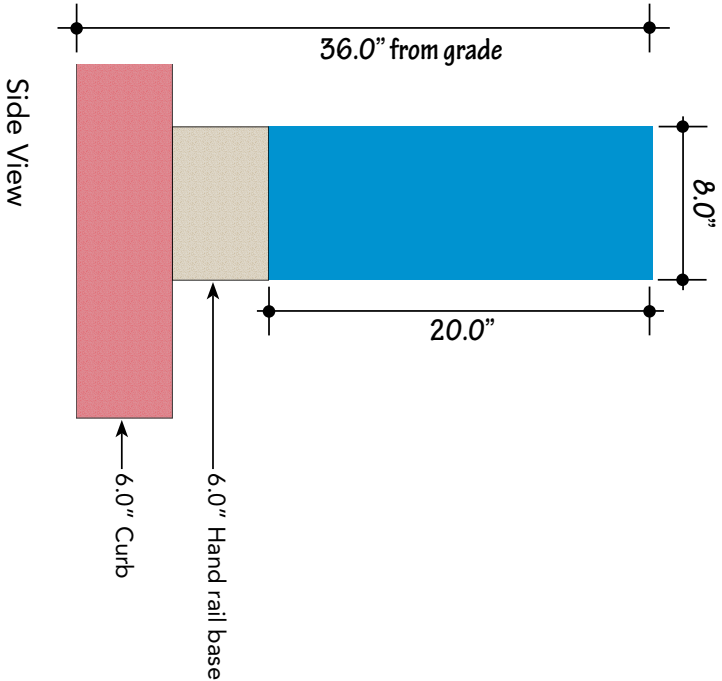
BLR Bollard

SPECIFICATIONS

SIGN TYPE	BLR
SIGN SIZE	8" x 8" x 20"
MATERIAL	Fabricated Aluminum
VINYL	Reflective
SURFACE	1st.
MOUNTING	Anchored in concrete and set back from curb
ILLUMINATED	No
ISA ICON	6,0"



Bollard,
Front View: NTS



COLORS

A

White

B

Process Blue







BS 2 Building Sign

SPECIFICATIONS

SIGN TYPE	BS 2
SIGN SIZE	60" x 12"
THICKNESS	1/4"
TACTILE	No
EDGES	Painted to match
MATERIAL	Aluminum
VINYL	Non-reflective
SURFACE	1st
MOUNTING	Wall mounted: flush to the wall with no exposed fasteners.
ILLUMINATED	No
TYPEFACES	Avant Garde MD BT
TEXT HEIGHT	One line: 3.5" Two lines: 2.58"

COLORS

A	B	C
		
White	Process Blue	PMS 541



Sign Face, Front View: NTS

→ Aging and Adult Services
Public Guardian

Additional Applications


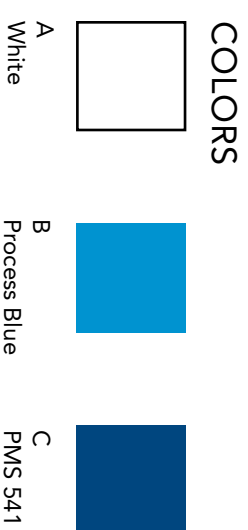
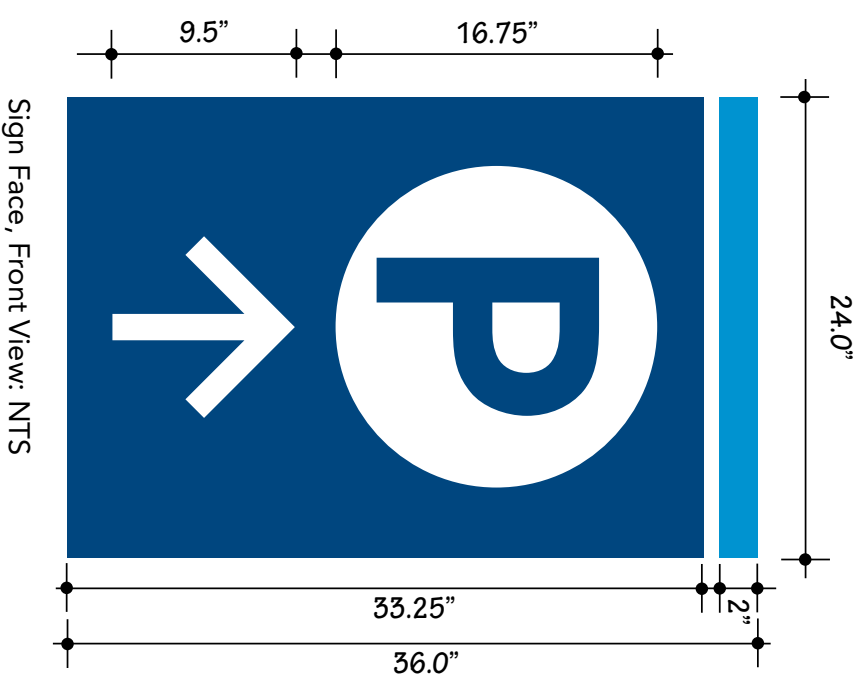


Context Elevation

PI 1 Parking Informational

SPECIFICATIONS

SIGN TYPE	PI 1
SIGN SIZE	24" x 36"
THICKNESS	1/4"
EDGES	Painted PMS 541
BACK	Painted PMS 541
MATERIAL	Aluminum
VINYL	Reflective
SURFACE	1st
MOUNTING	Pole mounted
TEXT HEIGHT	"P": 16.75" "Arrow": 9.5"



DL Dimensional Letters

SPECIFICATIONS

SIGN TYPE	DL
SIGN SIZE	Existing
TREATMENT	Paint



Painted Existing Dimensional Letters, Front View: NTS

COLORS



SHANNON-LEIGH
ASSOCIATES

San Mateo Medical Center
Exterior Signage Package

90% Construction Documentation
September 21, 2012

Sign Type Drawings

CW 1 Column Wrapper

SPECIFICATIONS

SIGN TYPE	CW 1
SIGN SIZE	60" in height
TYPEFACE	ITC Avant Garde Demi
TYPE HEIGHT	5.0"
MATERIAL	Adhesive digital print
CROSS HEIGHT	5.75"

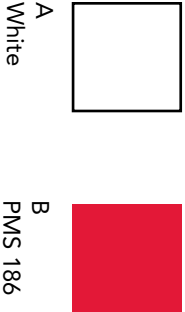


Column Wrap,
Front View: NTS



Context Elevation

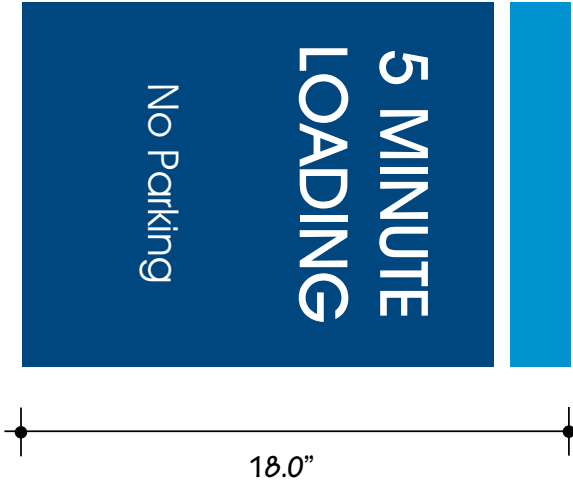
COLORS



CW 2 Column Wrapper



SPECIFICATIONS

SIGN TYPE	CW 2
SIGN SIZE	18" in height
TYPE FACE	Avant Garde MD BT, Lines 1-2: 1.55" Avant Garde BK BT, Lines 3+ 1.00"
MATERIALS	Adhesive digital print



Sign Face, Front View: NTS

COLORS

		
A White	B Process Blue	C PMS 541

DL Dimensional Letters


SPECIFICATIONS

SIGN TYPE	DL
SIGN SIZE	Existing
TREATMENT	Re-paint existing letters only



Painted Existing Dimensional Letters, Front View: NTS

COLORS

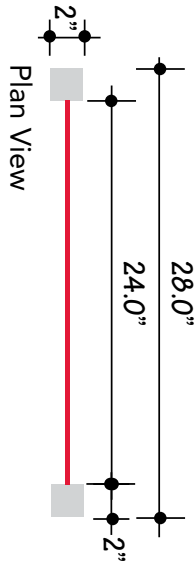


A
White

P/PP Small Post and Panel

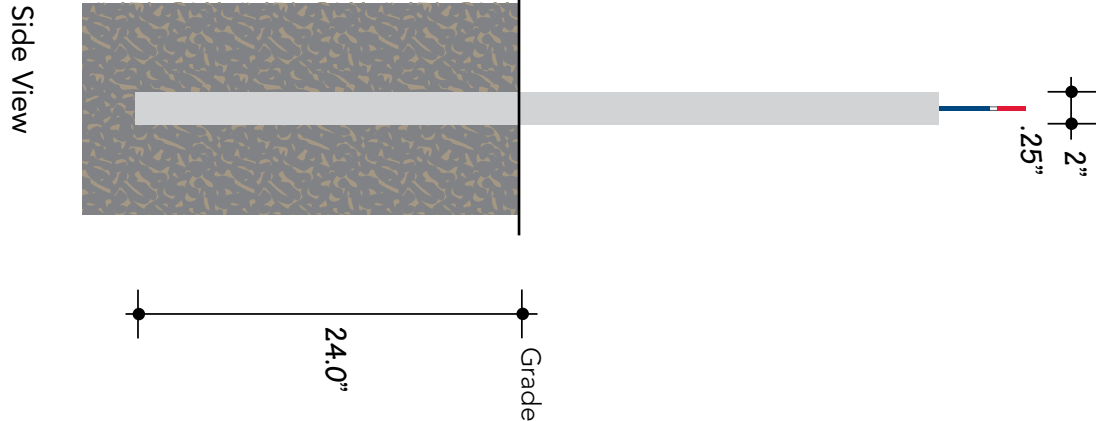
SPECIFICATIONS

SIGN TYPE	P/PP, 24 x 24
SIGN SIZE	24" x 24"
OVERALL SIZE	28" x 31.5"
SIDES	1 or 2 side print depending on location
EDGES	Painted to match
MATERIAL	Aluminum
THICKNESS	1/4"
VINYL	Reflective
SURFACE	1st
MOUNTING	Post and Panel. Some signs utilize existing posts, some require new posts.
TYPEFACES	Avant Garde MD BT
TEXT HEIGHT	All Lines: 1.775"



Sign Face, Front View: NTS

Additional Applications



COLORS

A	B	C	D
White	Process Blue	PMS 541	PMS 186



SHANNON-LEIGH
ASSOCIATES

San Mateo Medical Center
Exterior Signage Package

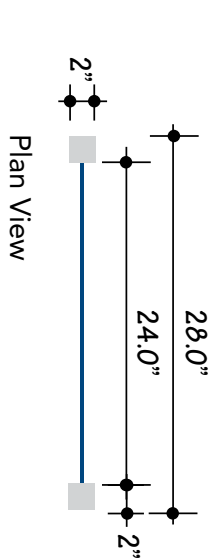
90% Construction Documentation
September 21, 2012

Sign Type Drawings

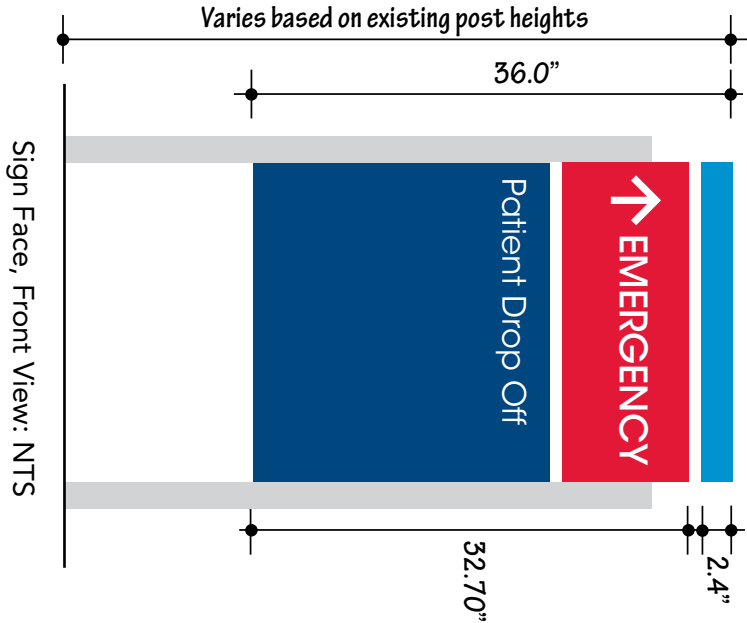
P/PP Medium Post and Panel

SPECIFICATIONS

SIGN TYPE	P/PP, 24 x 36
SIGN SIZE	24" x 36"
OVERALL SIZE	28" x 50.0"
SIDES	1 or 2 side print depending on location
EDGES	Painted to match
MATERIAL	Aluminum
THICKNESS	1/4"
VINYL	Reflective
SURFACE	1st
MOUNTING	Post and Panel. Some signs utilize existing posts, some require new posts.
TYPEFACES	Avant Garde MD BT
TEXT HEIGHT	Emergency: 2.25" All others: 1.70"



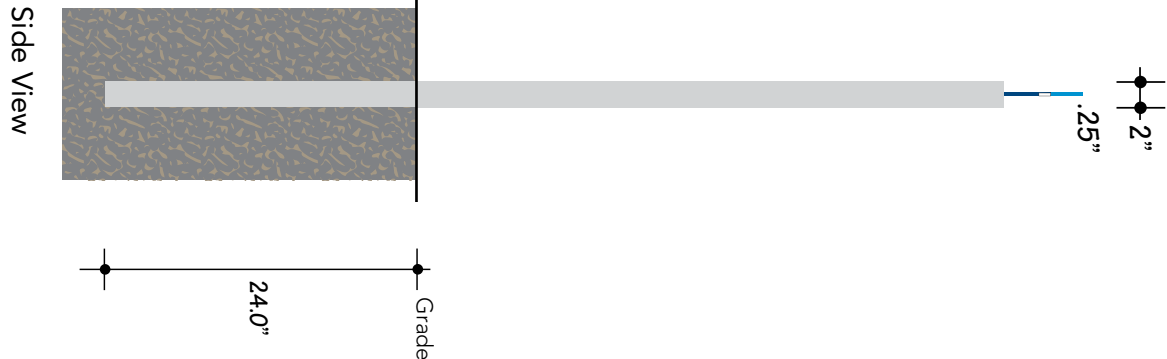
Plan View



Sign Face, Front View: NTS







Additional Applications



Side View

COLORS

A	B	C	D
White	Process Blue	PMS 541	PMS 186
			



SHANNON-LEIGH
ASSOCIATES

San Mateo Medical Center
Exterior Signage Package

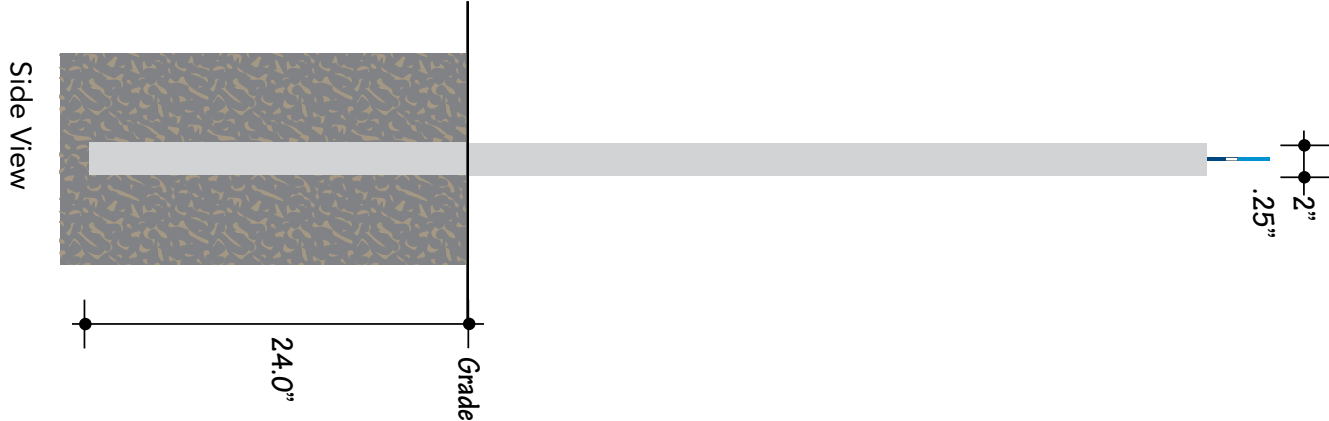
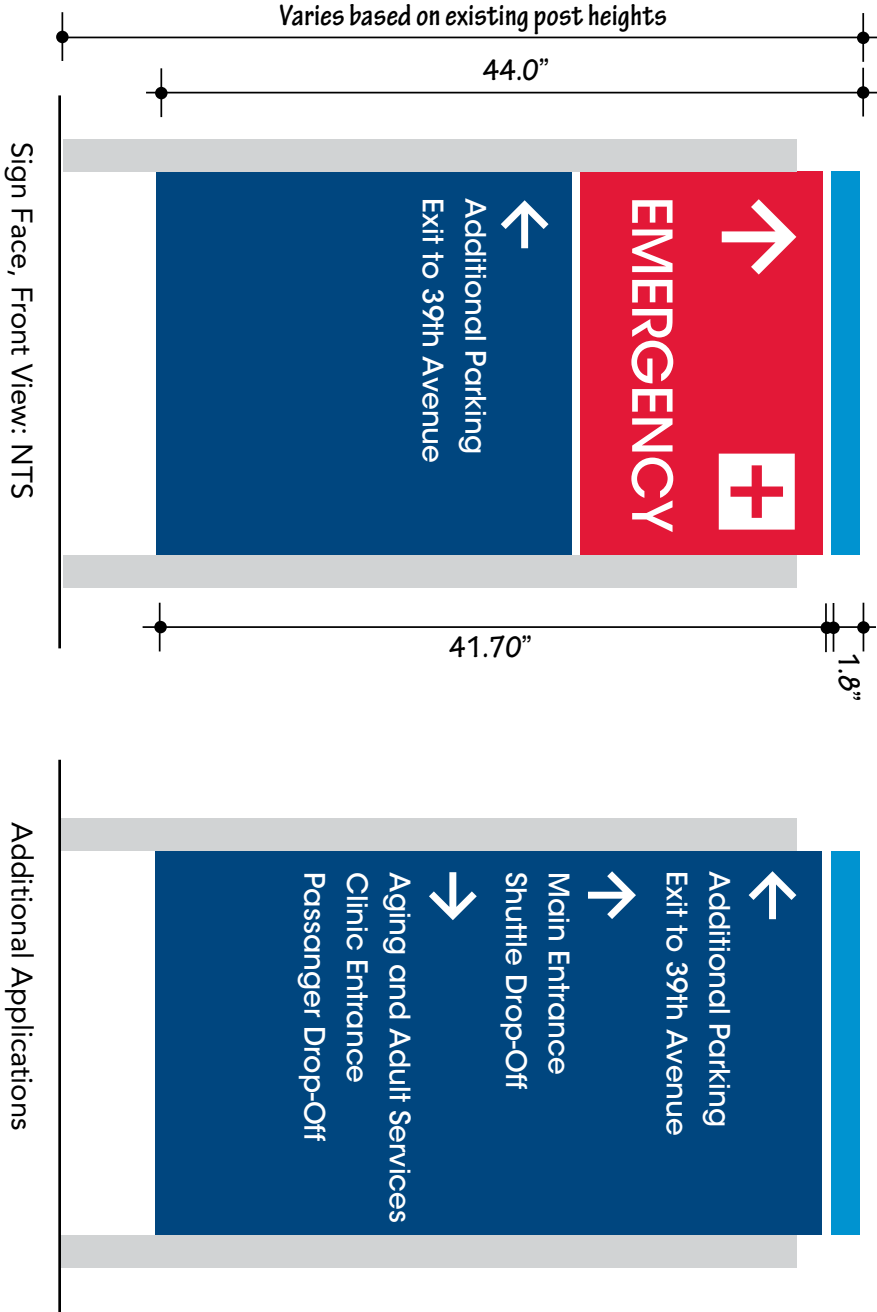
90% Construction Documentation
September 21, 2012

Sign Type Drawings

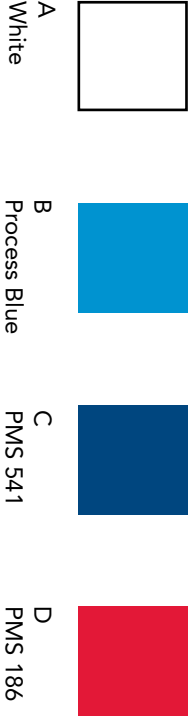
P/PP Large Post and Panel

SPECIFICATIONS

SIGN TYPE	P/PP, 24 x 44
SIGN SIZE	24" x 44"
OVERALL SIZE	28" x varies
SIDES	1 or 2 side print depending on location
EDGES	Painted to match
MATERIAL	Aluminum
THICKNESS	1/4"
VINYL	Reflective
SURFACE	1st
MOUNTING	Post and Panel. Some signs utilize existing posts, some require new posts.
TYPEFACES	Avant Garde MD BT
TEXT HEIGHT	Emergency: 2.25" All others: 1.70"



COLORS



SHANNON-LEIGH
ASSOCIATES

San Mateo Medical Center
Exterior Signage Package

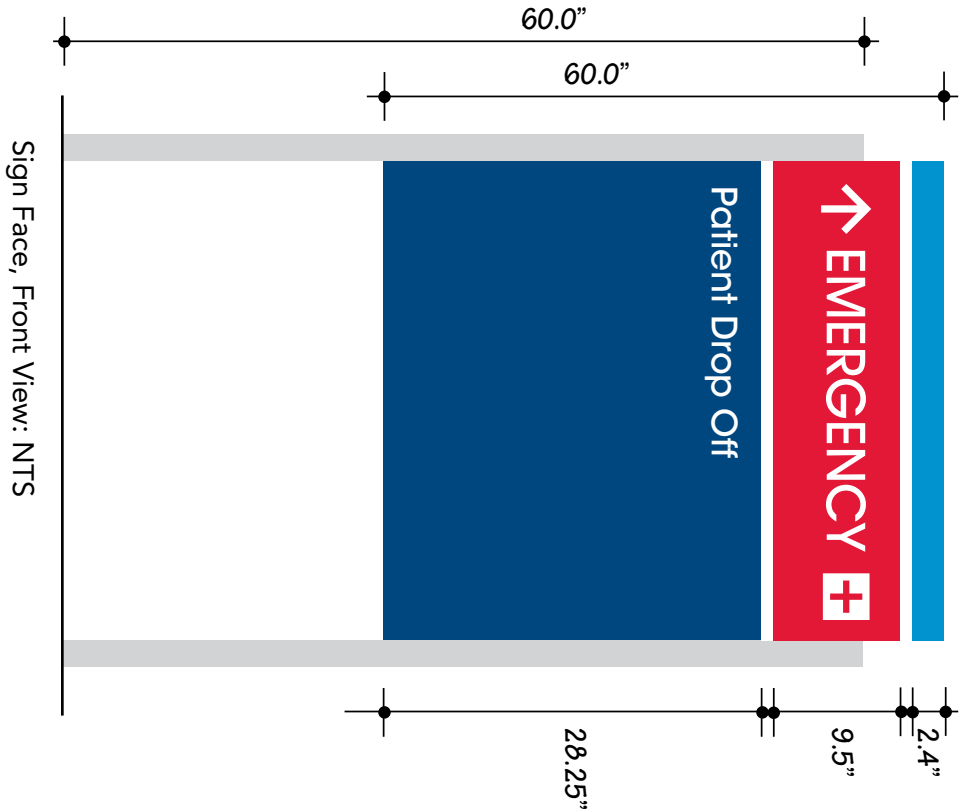
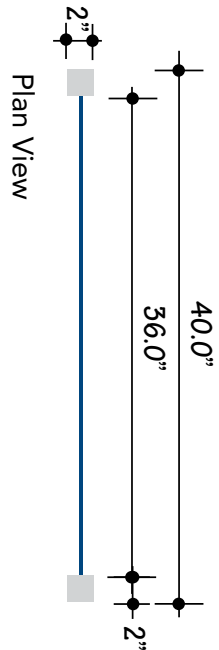
90% Construction Documentation
September 21, 2012

Sign Type Drawings


P/PP Wide Post and Panel

SPECIFICATIONS

SIGN TYPE	P/PP, 36 x 42
SIGN SIZE	36" x 42"
OVERALL SIZE	40" x 66.25"
SIDES	2
EDGES	Painted to match
MATERIAL	Aluminum
THICKNESS	1/4"
VINYL	Reflective
SURFACE	1st
MOUNTING	Post and Panel. Some signs utilize existing posts, some require new posts.
TYPEFACES	Avant Garde MD BT
TEXT HEIGHT	Emergency: 3.00" All others: 2.00"



COLORS			
A	B	C	D
White	Process Blue	PMS 541	PMS 186



SHANNON-LEIGH
ASSOCIATES

San Mateo Medical Center
Exterior Signage Package

90% Construction Documentation
September 21, 2012





Sign Type Drawings

PG Parking Gateway

SPECIFICATIONS


SIGN TYPE	PG
SIGN SIZE	132" x 45.629"
THICKNESS	1.0"
MATERIAL	Aluminum Remove existing sign and replace. Field verify dimensions and use existing posts for mounting.
VINYL	Non-reflective
SURFACE	1st
MOUNTING	Utilize existing posts and replace entire sign.
ILLUMINATED	No
BACK / SIDES	Paint back and all sides PMS 541
TYPEFACES	Avant Garde MD BT
TEXT HEIGHT	Line 1: 2.716" Lines 2-3: 7.295"

COLORS

A	B	C	D
			
White	Process Blue	PMS 541	Brushed Aluminum



Sign Face, Front View: NTS



BS 1 Building Sign





SPECIFICATIONS: OPT A, NEW CAN & LENS

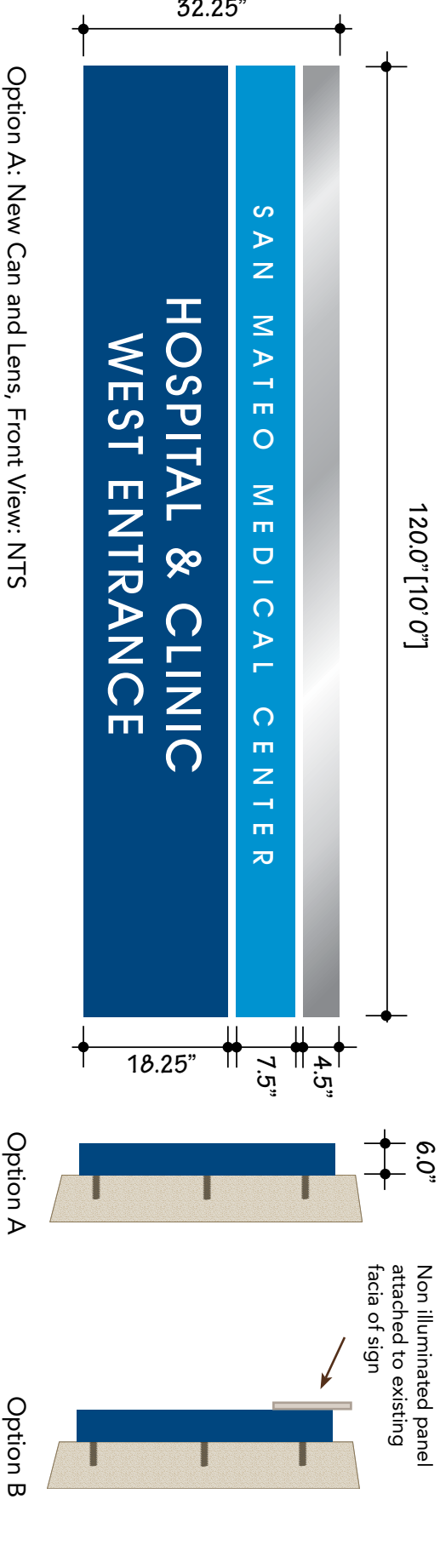
SIGN TYPE	BS 1
SIGN SIZE	120" x 32.25" x 4"
THICKNESS	1/8" Lens
MATERIAL	Lexan lens.
CAN	Aluminum
LENS	Translucent
SURFACE	1st
MOUNTING	1. Replace old lens and mount new, electrified can and lens in it's place. 2. Field verification for OSHPOD engineering.
ILLUMINATED	Yes. Flush mounted to substrate.
TYPEFACES	Avant Garde MD BT
TEXT HEIGHT	Line 1: 2.46" Lines 2-3: 4.34"

BID ALTERNATIVE: OPT B, NEW LENS ONLY

Note: New lens only placed in existing can with a non-illuminated top section attached to extend past existing top arch.

COLORS

A	B	C	D
White	Process Blue	PMS 541	Brushed Aluminum
			



Option A: Context Elevation




Option B: Dashed Line - Area to be Adapted

Vinyl Graphics

SPECIFICATIONS

SIGN TYPE	VG
SIGN SIZE	2.25" Cap height
VINYL	Non-reflective
SURFACE	1st
MOUNTING	On glass.
TYPEFACES	ITC Avant Garde Gothic STD Demi



5.0"

2.25"

Aging and Adult Services


3.0"

4.125"

Public Guardian

Glass Applied Vinyl Graphics, Front View: NTS

COLORS



A
White



B
PMS 541

Context Elevation



SHANNON-LEIGH
ASSOCIATES

San Mateo Medical Center
Exterior Signage Package

90% Construction Documentation
September 21, 2012

Sign Type Drawings

MN 1 Main Monument

SPECIFICATIONS

SIGN TYPE	MN 1
SIGN SIZE	60" x 30" x 10"
THICKNESS	1/4"
MATERIAL	Aluminum fabricated sign cabinet, cuffed over existing brick/concrete base.
VINYL	Reflective
SURFACE	1st
ILLUMINATED	No
VINYL	Non-reflective
SURFACE	1st
TYPEFACES	Lines 1-3: ITC Avant Garde Gothic Demi Lines 4-5: ITC Avant Garde Gothic Medium
TEXT HEIGHT	Line 1: 2.575" Line 2: 1.843 Line 3: 2.475 Line 4-5: 2.0"

COLORS

A


White

B

Process Blue

C

PMS 541



SAN MATEO COUNTY
HEALTH SYSTEM

225 37TH AVENUE

→ Vital Statistics

Side B



Sign Face, Side A: NTS

PM 1 Pedestrian Monument

SPECIFICATIONS

SIGN TYPE	PM 1
SIGN SIZE	60" x 120" x 8"
THICKNESS	1/4"
MATERIAL	Aluminum
REVEAL	3/4"
VINYL	Non-reflective
SURFACE	1st
ILLUMINATED	No
MOUNTING	
TYPEFACES	ITC Avant Garde Gothic Demi
TEXT HEIGHT	Line 1: 3.0" Line 2: 2.185 Line 3: 4.0 Line 4+: 3.0"

COLORS

A

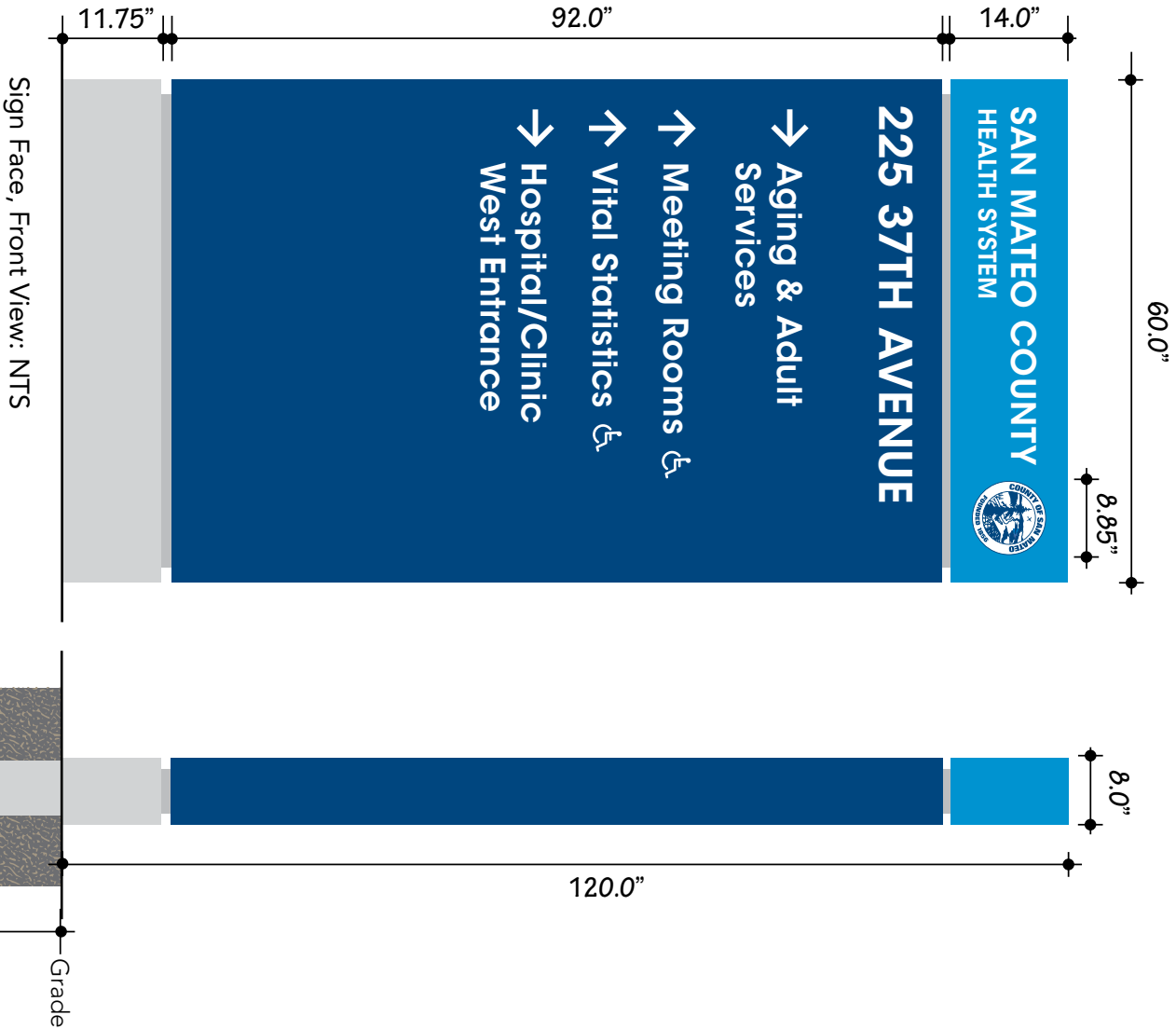
White

B

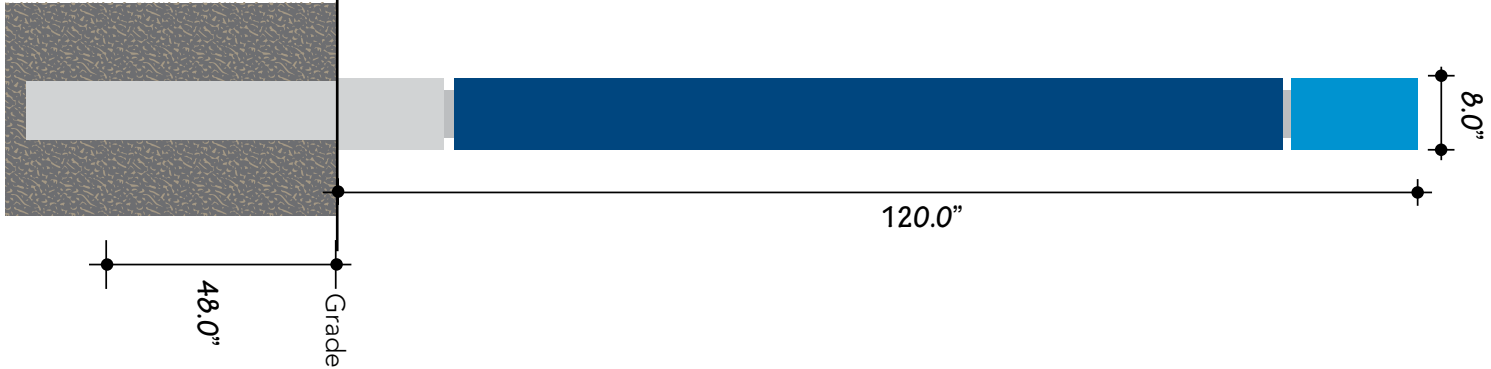
Process Blue

C

PMS 541



Side View



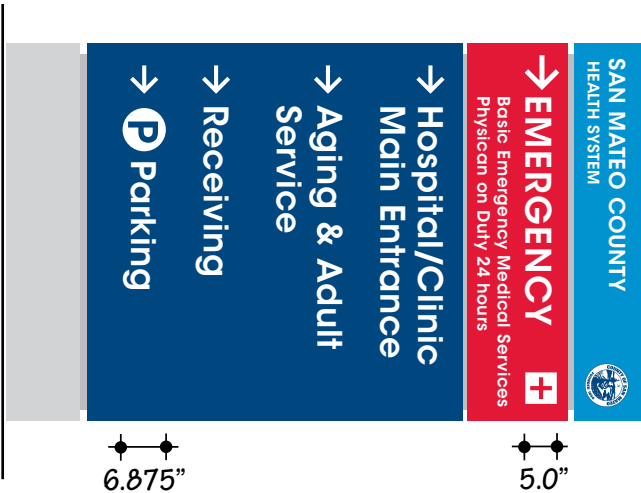
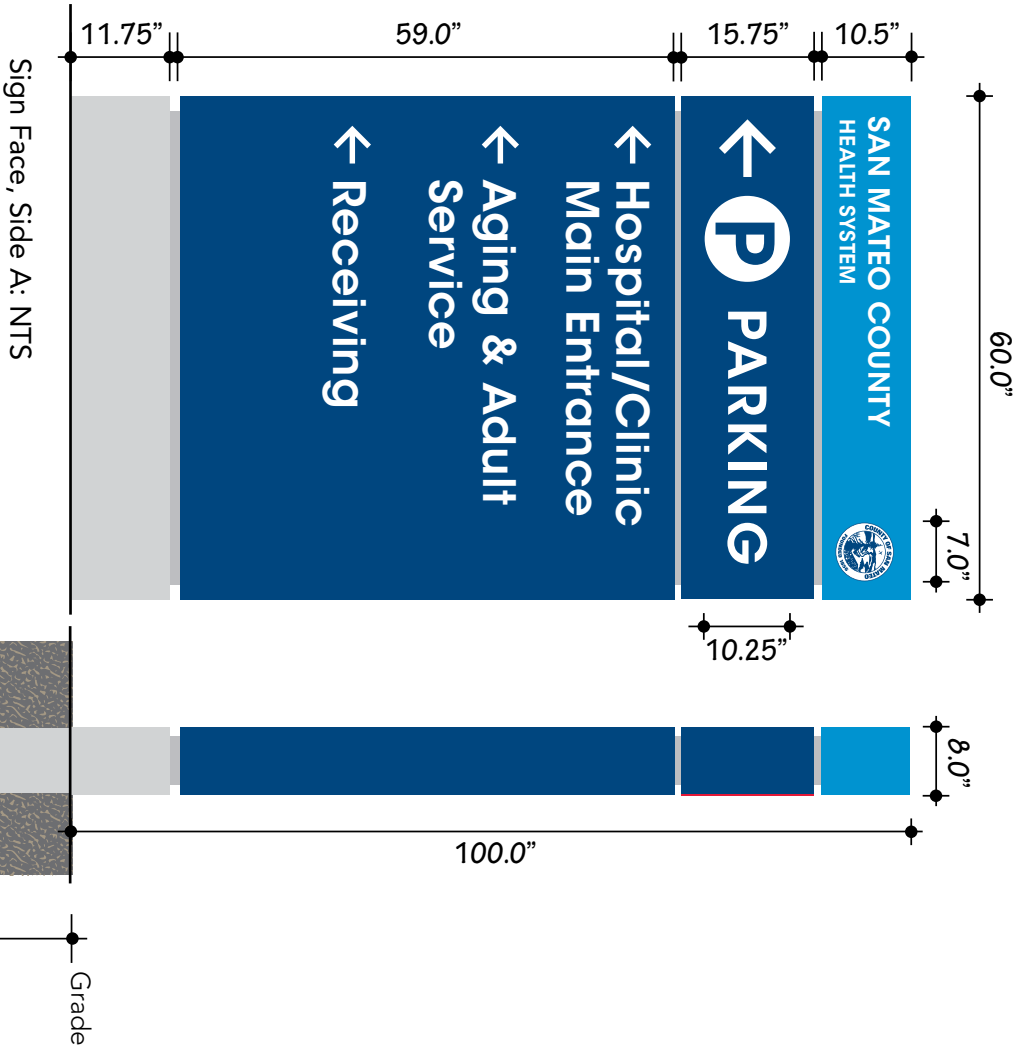
MS 2 B Secondary Vehicular

SPECIFICATIONS

SIGN TYPE	MS 2 B
SIGN SIZE	60" x 100" x 8"
MATERIAL	Aluminum
THICKNESS	1/4"
REVEAL	3/4"
VINYL	Reflective
SURFACE	1st
ILLUMINATED	No
MOUNTING	
TYPEFACES	ITC Avant Garde Gothic Demi
TEXT HEIGHT SIDE A	Line 1: 2.59" Line 2: 1.85" Line 3: 4.5" Line 4+: 3.9"
TEXT HEIGHT SIDE B	Line 1: 2.59" Line 2: 1.85" Line 3: 2.28" Line 4-5: 1.0" Line 6+: 3.9"

COLORS

A	B	C	D
White	Process Blue	PMS 541	PMS 186



Side View



Context Elevation



SHANNON-LEIGH
ASSOCIATES

San Mateo Medical Center
Exterior Signage Package

90% Construction Documentation
September 21, 2012





Sign Type Drawings


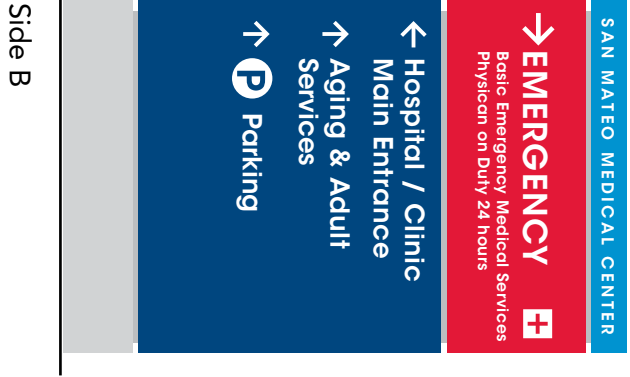
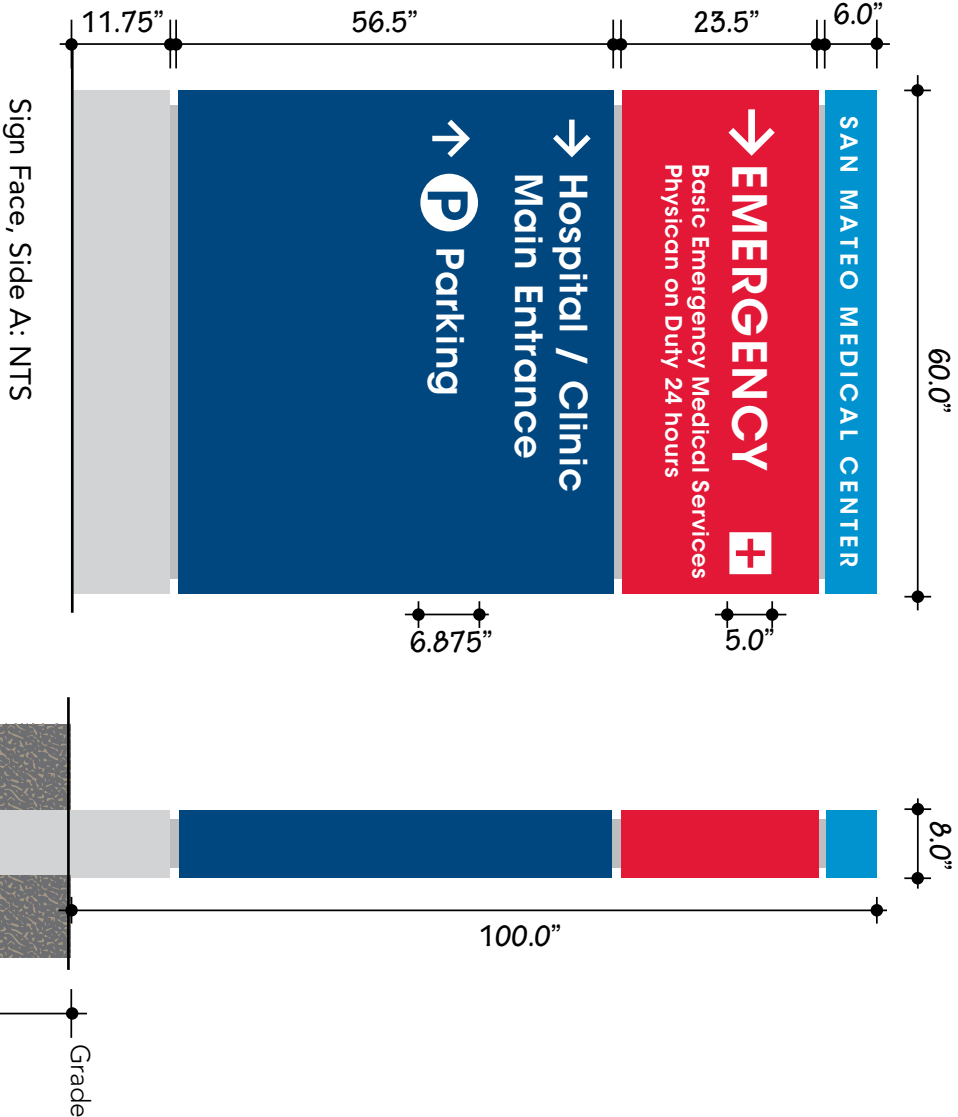
MS 2 A Secondary Vehicular

SPECIFICATIONS

SIGN TYPE	MS 2 A
SIGN SIZE	60" x 100" x 8"
MATERIAL	Aluminum
THICKNESS	1/4"
REVEAL	3/4"
TEXT	Routed letters with push through text
ILLUMINATED	Yes / Internally Use existing power supply
MOUNTING	Use existing footing
TYPEFACES	ITC Avant Garde Gothic Demi
TEXT HEIGHT SIDE A	Line 1: 2.0" Line 2: 4.125" Line 3: 1.95" Line 4+: 3.3"

COLORS

A	B	C	D
White	Process Blue	PMS 541	PMS 186
			



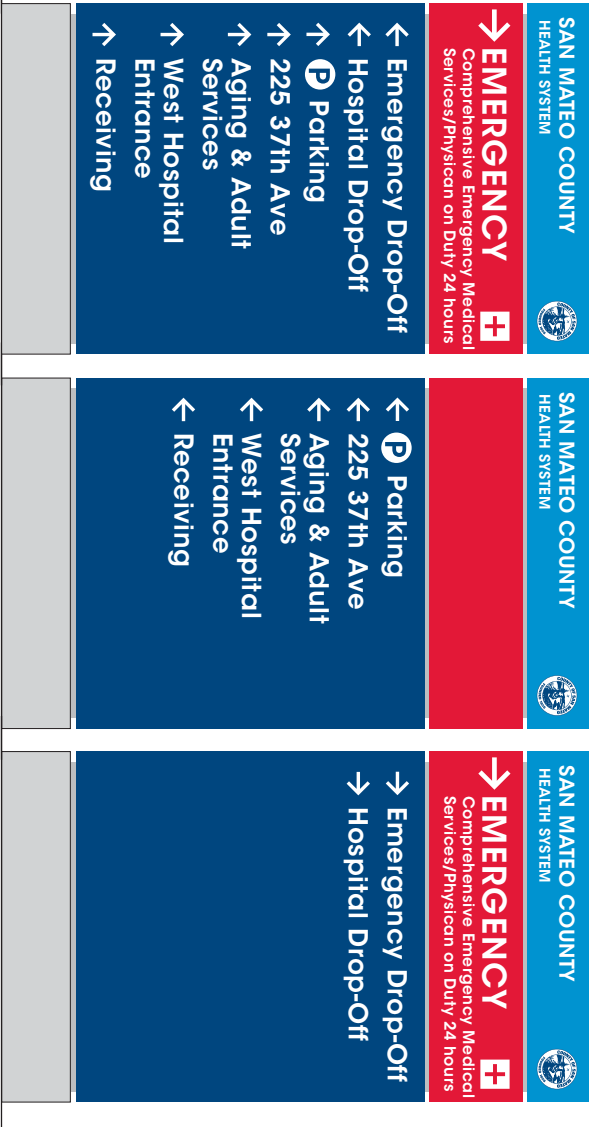
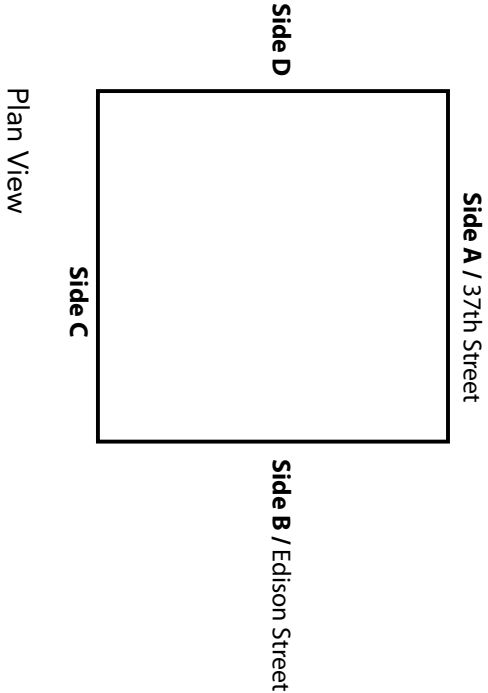
MS 1 Primary Vehicular Loc 115

SPECIFICATIONS

SIGN TYPE	MS 1
SIGN SIZE	60" x 100" x 60"
MATERIAL	Aluminum
THICKNESS	1/4"
ILLUMINATED	Yes Powered via solar panels on top of column
SOLAR PANEL SUPPLIER	Sales: Ted Hasenstaub PVI Solar Inc 430 Old Neighborhood Road Kingston, New York 12401 313.280.2100, Ext : 115 email: ted@pvisolar.com
PART NUMBER	SP65-78 CX-4B
MOUNTING	Use existing footing
TYPEFACES	ITC Avant Garde Gothic Demi
TEXT HEIGHT	Line 1: 2.55" Line 2: 1.837" Line 3: 4.125" Line 4-5: 1.975" Line 6+: 3.294

COLORS

A	B	C	D
White	Process Blue	PMS 541	PMS 186




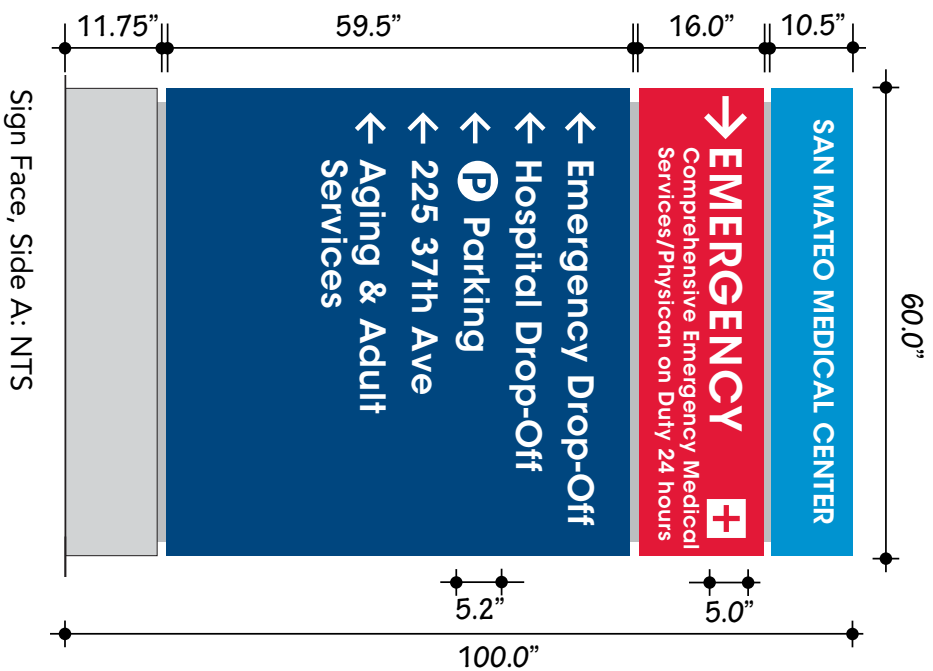
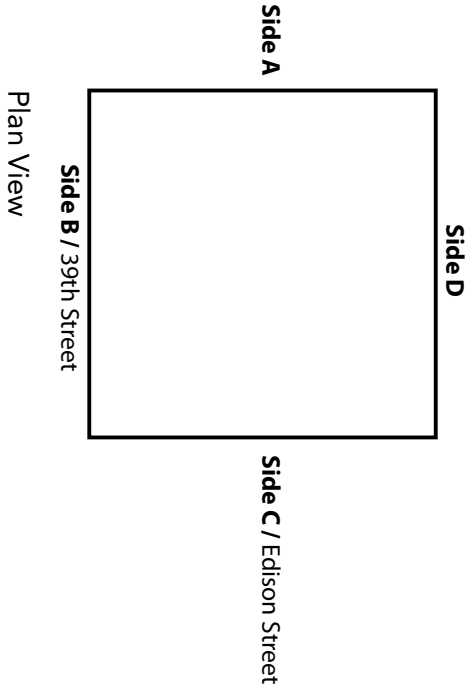
Context Elevation

MS 1 Primary Vehicular Loc 161

SPECIFICATIONS

SIGN TYPE	MS 1
SIGN SIZE	60" x 100" x 60"
MATERIAL	Aluminum
THICKNESS	1/4"
ILLUMINATED	Yes Powered via solar panels on top of column
SOLAR PANEL SUPPLIER	Name Contact Address Line 1 Address Line 2 Phone Fax Web Address / Email
PART NUMBER	XXXXXX
MOUNTING	Use existing footing
TYPEFACES	ITC Avant Garde Gothic Demi
TEXT HEIGHT	Line 1: 2.55" Line 2: 4.125" Line 3-4: 1.975" Line 5+: 3.294

COLORS			
A	B	C	D
White	Process Blue	PMS 541	PMS 186



Context Elevation

Traffic Signage

SPECIFICATIONS

SUPPLIER	Hawkins Traffic Safety Supply 1255 Eastshore Highway Berkeley, CA 94710-1095 800-772-3995
COMPLIANCE	All traffic, parking and ISA regulatory signage is to be mounted at 80.0" from grade when placed in a path of travel. Any regulatory signage mounted on a wall must be at 60.0" from grade.



Part No.: HR6-1



Part No.: HR 99 (CA)



Part No.: HR 99 B (CA)



Part No.: HR 99 A (CA)



80.0"

Grade

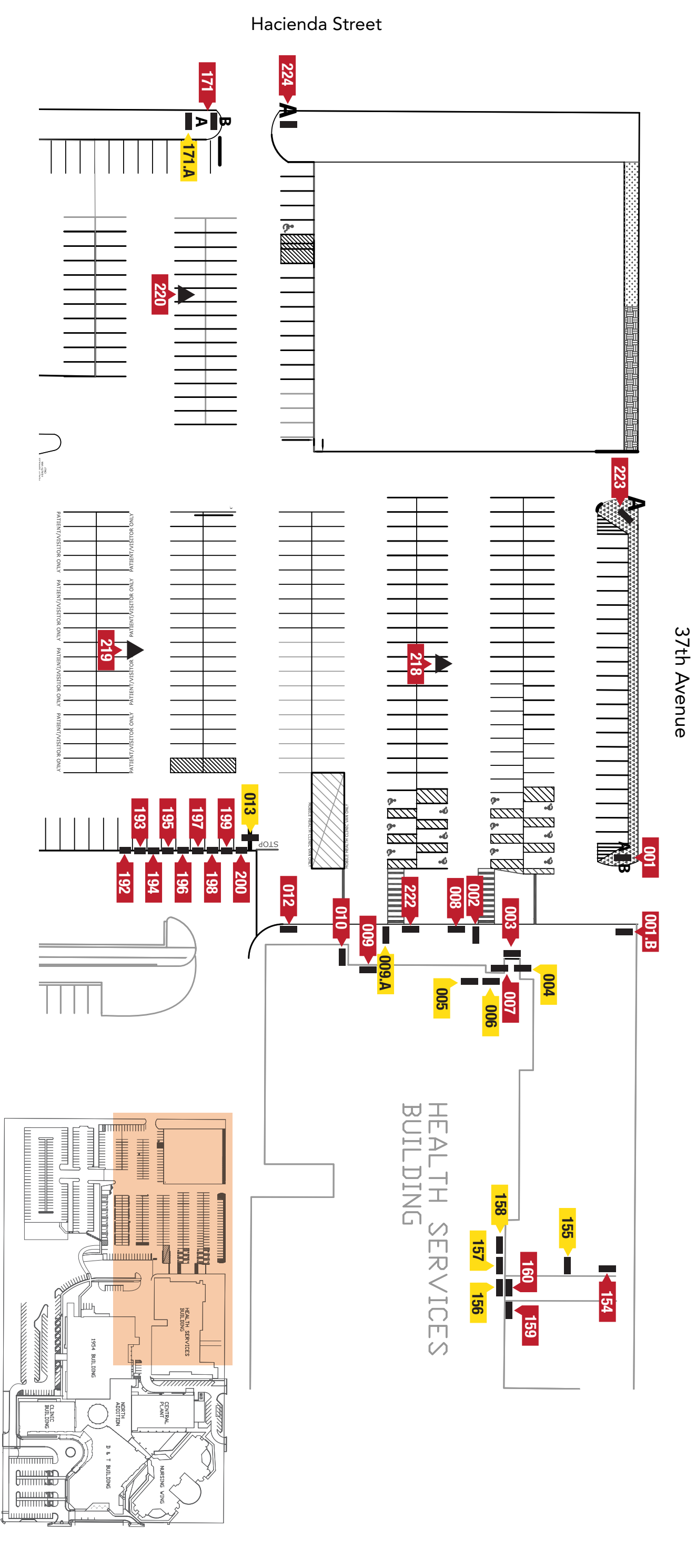
24.0"

Mounting Detail

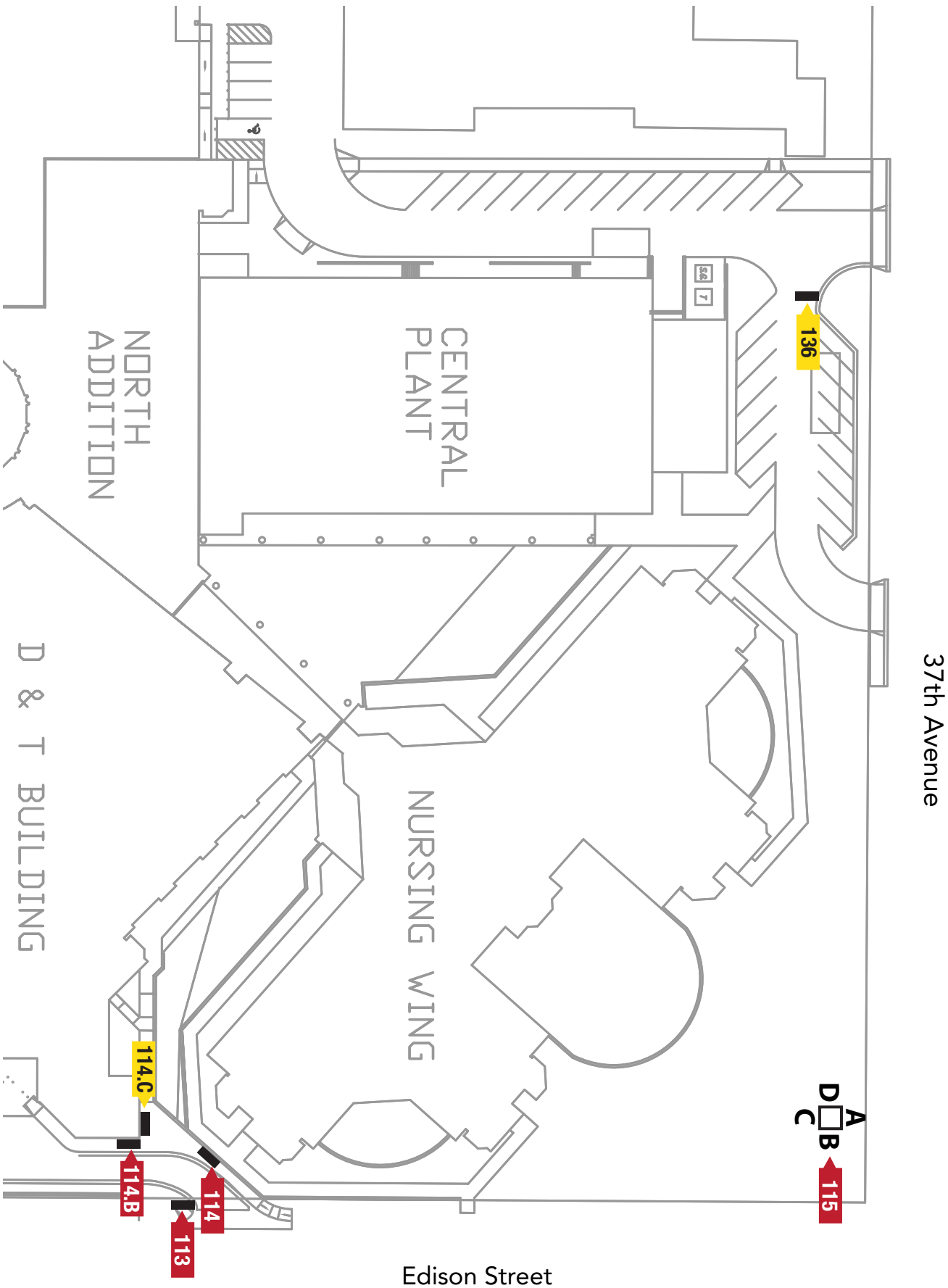
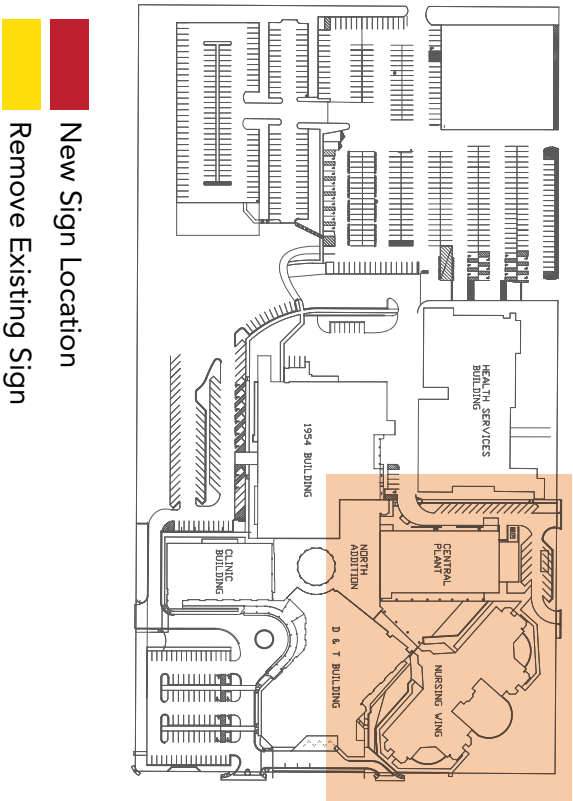
4

SIGN LOCATION PLANS

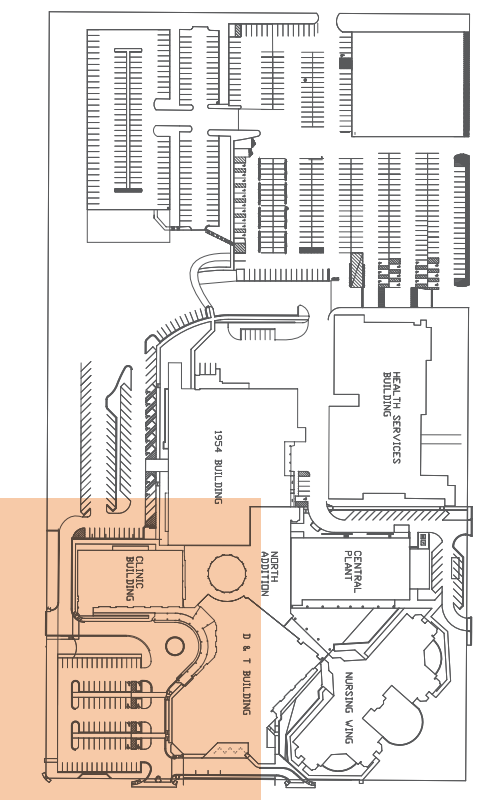
Sign Location Plans



Sign Location Plans

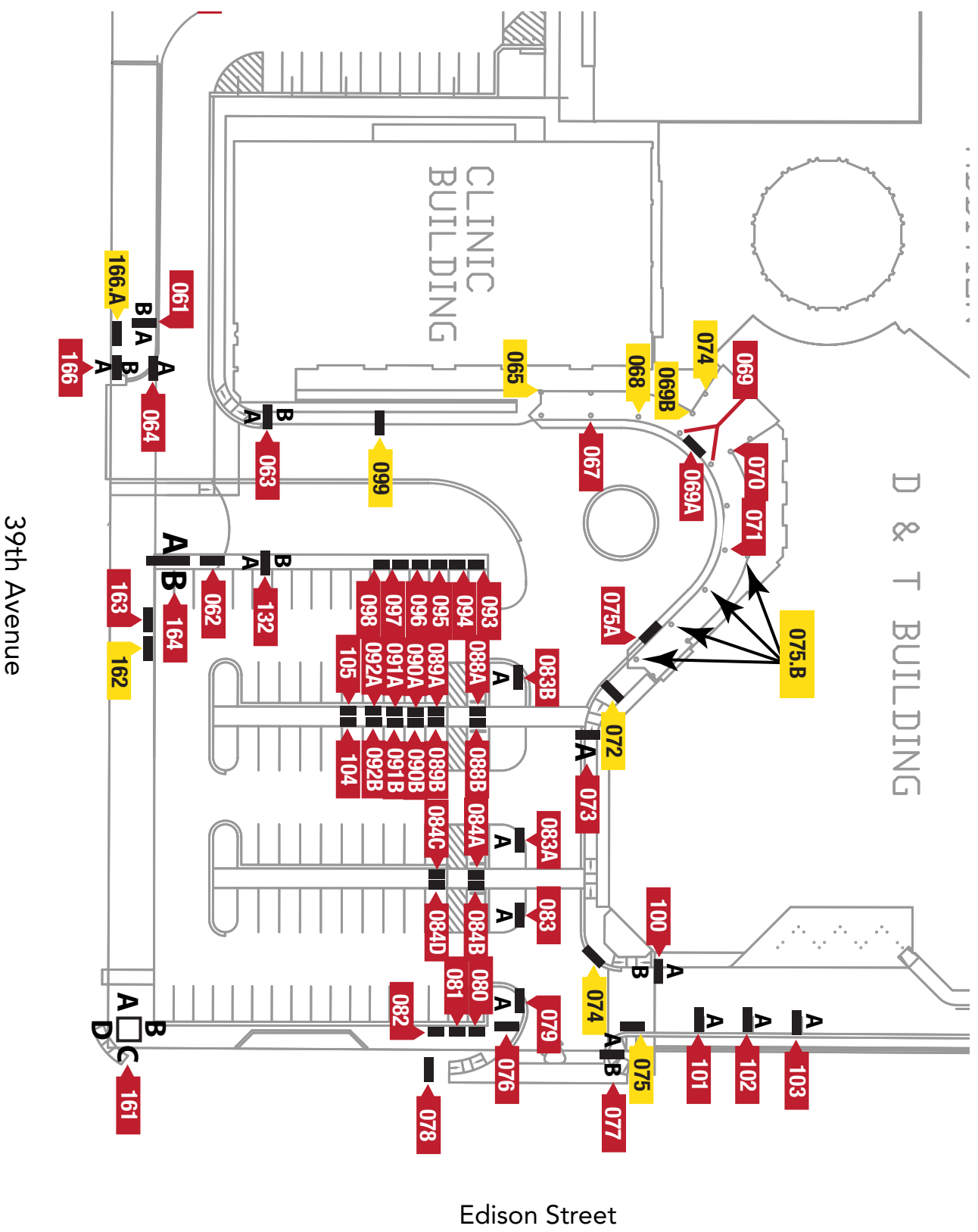


Sign Location Plans

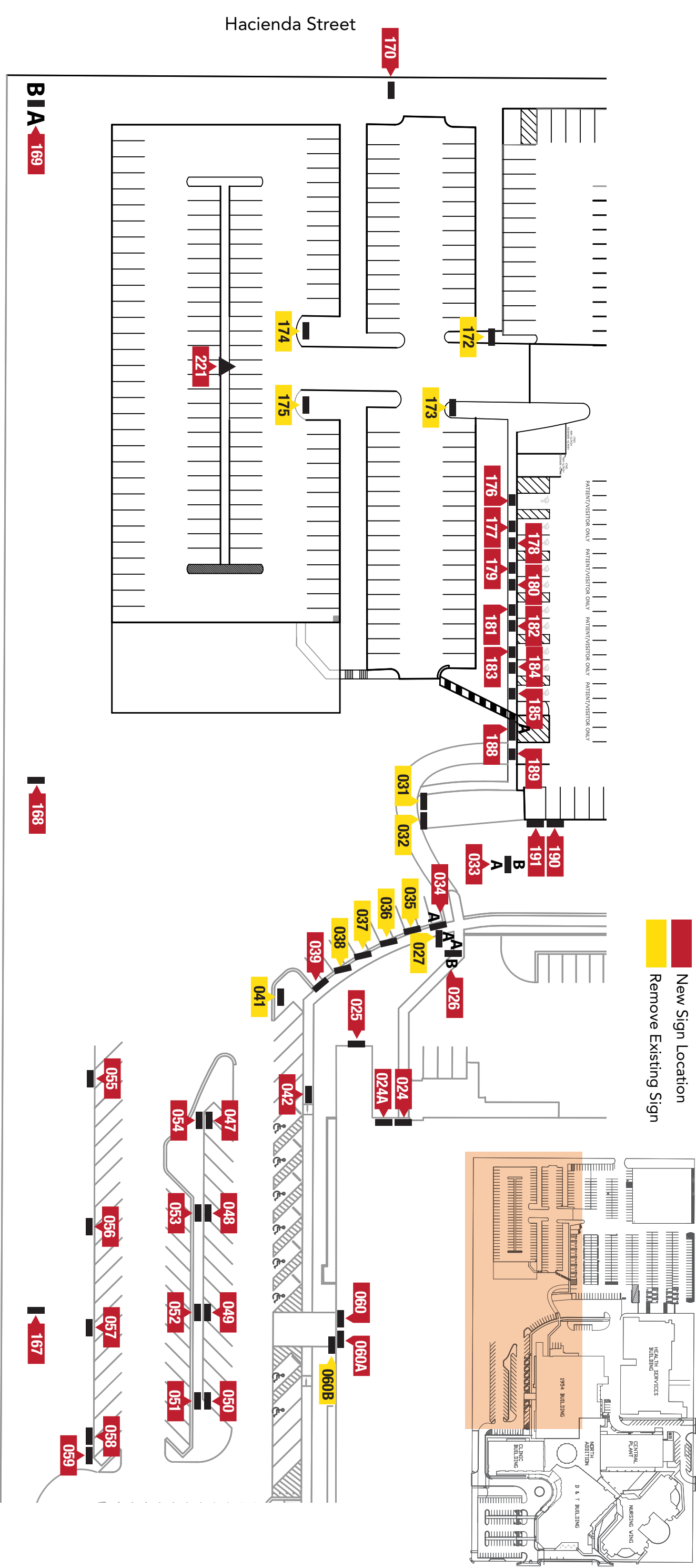


New Sign Location

Remove Existing Sign



Sign Location Plans



5

MESSAGE SCHEDULE

Message Schedule

Type	Description	Quantity
BLR	Bollard	1
BS 1	Building Sign : Primary	1
BS 2	Building Sign : Secondary	2
CW 1	Column wrap : Large : 60" tall	2
CW 2	Column Wrap : Small : 18" tall	1
DL 1	Dimensional Letters	2
DN 1	Dimensional Numbers	1
MN 1	Main Monument	1
MS 1	Monument Sign : Primary Vehicular	2
MS 2 A	Monument Sign : Secondary Vehicular	1
MS 2 B	Monument Sign : Secondary Vehicular	2
P65	Proposition 65 Sign	4
PG	Parking Gateway Sign	1
PI 1	Parking Informational	3
PLP 1	Parking Lot Pole Large	3
PLP 2	Parking Lot Pole Small	1
PM 1	Monument Sign : Primary Pedestrian	1
P/PP24x24	Post and Panel : Small	3
P/PP24x36	Post and Panel : Medium	20
P/PP24x44	Post and Panel : Large	1
P/PP36x42	Post and Panel : Wide	1
PS 2	Parking Informational : Large	9
PS 3	Parking Informational : Small	32
HR 6 1	Hawkins and Hawkins : One Way	1
HR 5 1	Hawkins and Hawkins : Do Not Enter	1
HR 99 (CA)	Hawkins and Hawkins : ISA Parking	26
HR 99A (CA)	Hawkins and Hawkins : Van Accessible	20
HR 99B (CA)	Hawkins and Hawkins : Minimum Fine	26
VG	Vinyl Graphics	3
TOTAL		172

full message schedule to be provided to fabricator upon contract award

6





SOLAR PANELS

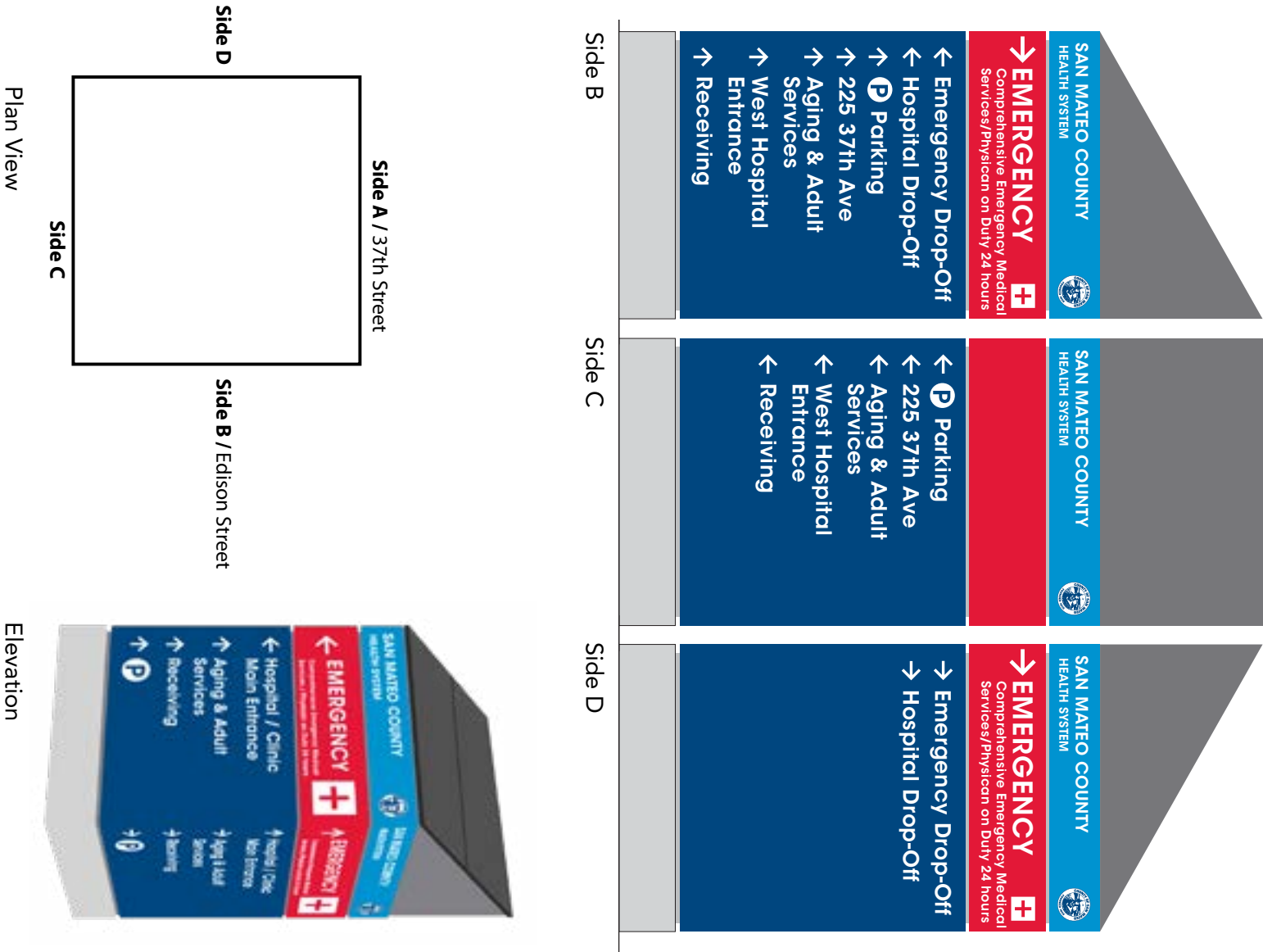
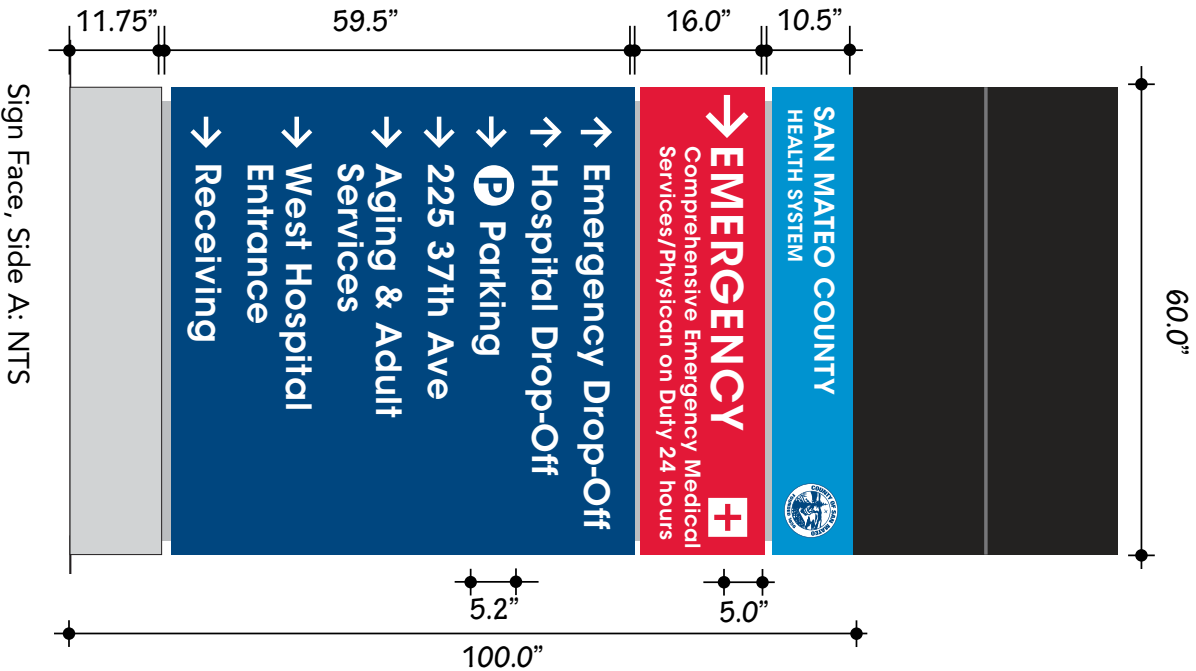
Solar Bid Alternate A : MS 1 Primary Vehicular Loc 115

SPECIFICATIONS

SIGN TYPE	MS 1
SIGN SIZE	60" x 100" x 60"
MATERIAL	Aluminum
THICKNESS	1/4"
ILLUMINATED	Yes Powered via solar panels on top of column
SOLAR PANEL SUPPLIER	Sales: Ted Hasenstaub PVI Solar Inc 430 Old Neighborhood Road Kingston, New York 12401 313.280.2100, Ext : 115 email: ted@pvisolar.com
PART NUMBER	SP65-78 CX-4B
MOUNTING	Use existing footing
TYPEFACES	ITC Avant Garde Gothic Demi
TEXT HEIGHT	Line 1: 2.55" Line 2: 1.837" Line 3: 4.125" Line 4-5: 1.975" Line 6+: 3.294
SOLAR / PVI	See page 19 for complete specifications and details

COLORS

A	B	C	D
White	Process Blue	PMS 541	PMS 186
			



SHANNON-LEIGH
ASSOCIATES

San Mateo Medical Center
Exterior Signage Package

90% Construction Documentation
September 21, 2012

Message Schedule

50

Solar Bid Alternate A : MS 1 Primary Vehicular Loc 161

SPECIFICATIONS

SIGN TYPE	MS 1
SIGN SIZE	60" x 100" x 60"
MATERIAL	Aluminum
THICKNESS	1/4"
ILLUMINATED	Yes Powered via solar panels on top of column
SOLAR PANEL SUPPLIER	Name Contact Address Line 1 Address Line 2 Phone Fax Web Address / Email
PART NUMBER	XXXXXX
MOUNTING	Use existing footing
TYPEFACES	ITC Avant Garde Gothic Demi
TEXT HEIGHT	Line 1: 2.55" Line 2: 4.125" Line 3-4: 1.975" Line 5+: 3.294"
SOLAR / PVI	See page 19 for complete specifications and details

COLORS

A

White

B

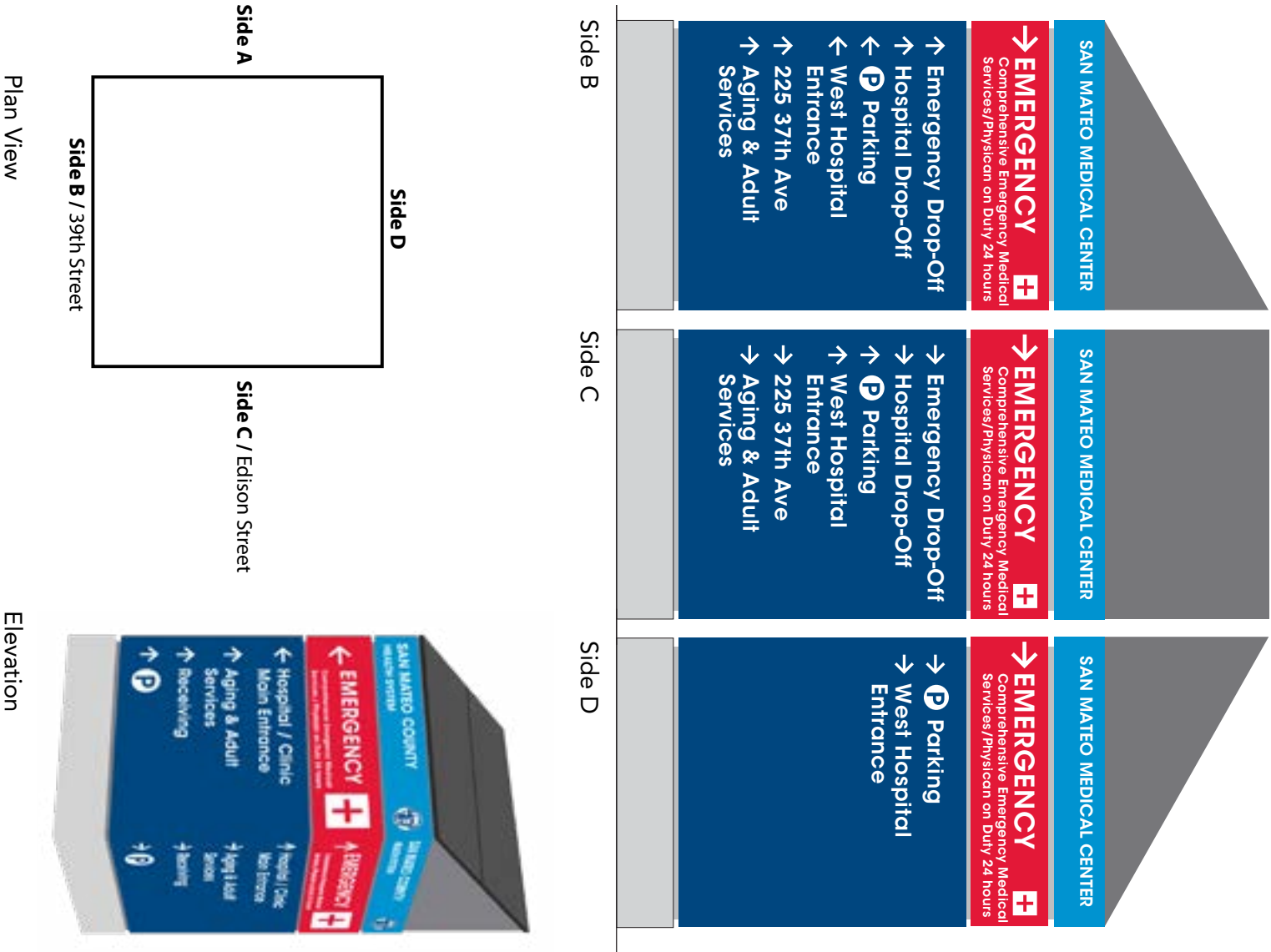
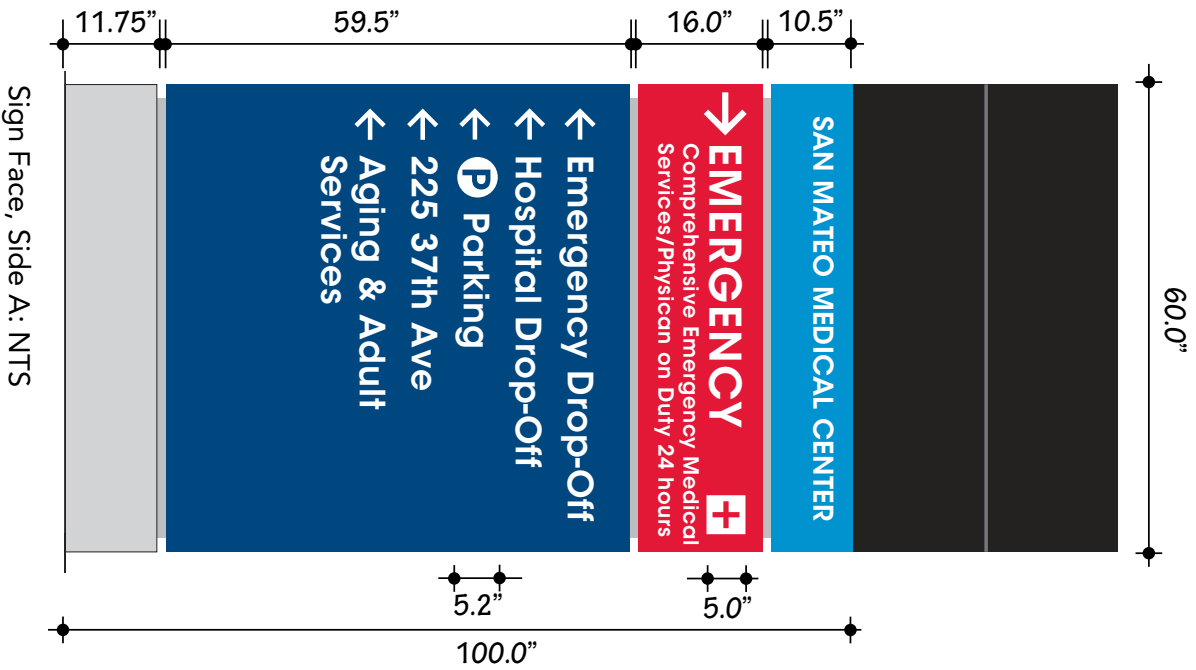
Process Blue

C


PMS 541

D


PMS 186



PVI Solar



PVI Solar makes power management our number one priority.
Our solutions take electrically powered lights and signs off the grid by putting power first.



We Make Solar Your Solution

Our unique design and innovative technology make solar power a realistic and cost effective way to power signage, etc. energy. Our solar powered signs and illuminated signs use highly efficient polycrystalline, aluminum LED lights, and recyclable batteries to make the industry's most advanced solar power technology. Our goal is to make solar energy an everyday source of power by providing commercial enterprises and communities with the ability to use solar power for practical purposes.

PVI Solar's PowerLine™ technology uses advanced algorithms and variable system configurations to deliver maximum illumination and longevity. We are committed to making PowerLine™ the new standard for public and private use by making the change to decrease dependencies on the electrical grid.

We PUT POWER FIRST™

- PVI Solar's PowerLine™ Power Management Systems is a microprocessor-based control system developed specifically for illuminating solar signs and lighting. The system hardware and software are custom engineered for lighting applications ranging from small directional signs to large billboards and roadway lighting.
- Each lighting application is built from standard electronics hardware and software configurable modules that can be added as needed to handle the solar power requirements specifically needed for a project. The entire system is DC current based to optimize the energy conversion from solar panels to battery storage to LED light output, maximizing energy harvesting and usage. No energy is wasted using conventional DC-AC solar inverter technologies that are typically done for solar panel building installations.
- The key to PVI Solar's PowerLine™ Power Management Systems is our customizable microprocessor controller which serves as the master control for the system. The master controller is fully programmable for any solar sign or lighting application. The controller has on/off set point control for fixed time operation and/or seasonal dusk/dawn activation. For special projects requiring system solar powering during daytime conditions, the controller can also be programmed for 24/7 operation.
- For medium and larger size solar power projects, additional solar charger, electronics and switching cards can be added and slave controlled by PVI's master controller. The ease of hardware customization and software configurability enables PVI to provide an optimized control system strategy for each solar sign and lighting application.
- For sign and lighting project locations that have utility grid power available, an Integrated Solar Grid Assist(IGS™) module can be added to use the grid as a back-up. IGS™ technology is designed to use solar energy as its primary source of power. Energy from the grid is only added to the IGS™ system during periods of low solar energy. All solar energy collected is stored by the IGS™ system using batteries and none is sent back to the grid (no net metering).

PowerLine™ System Features

- Modular master/slave control architecture.
- Microprocessor-based master controller, customizable.
- LED driver configurable for constant voltage or constant current control.
- Logic can differentiate between daylight and environmental ambient light.
- Charge controller utilizes maximum power point tracking (MPPT).
- On/off set point control for fixed time operation, seasonal dusk/dawn activation or 24/7 operation.
- Look-ahead battery-load correlation routines for maximum off-grid survival operation.
- Fully programmable algorithmic load optimization utilizing Pulse-Width-Modulation (PWM).
- Temperature compensated battery charging at automated full/slow/trickle charge rates.
- Dual-balanced independent PV panel inputs. Motion sensor configurable.
- Multisource power inputs including both AC and DC supply.
- Battery 20% depth of battery discharge and over/under charging voltage cutoff.
- 24/7 operation -Real-time clock.
- Start-up self-test and status indication.
- Terminal connector wire termination.

PowerLine™ System Specifications

Electronics operating voltage range:	12-24 VDC
Battery charger voltage:	12 VDC
PV open circuit voltage:	(small systems) 25 Voc (med systems) 28 Voc (large systems) 57 Voc
PV peak power output:	(small systems) 5 - 65 Wp (med systems) 65-300 Wp (large systems) 300 + Wp
Dimensions:	(small systems) 4" wide x 8" high x 3" deep (med system) 9" wide x 12" high x 6" deep (large system) 14" wide x 14" high x 6" deep
Operating temperature:	-40 to +40 degC (-40 to 105 deg F)
Solar electrical standards:	NEC2011 / NFPA70
Warranty:	5 year limited



EXHIBIT E

CORPORATE COMPLIANCE SMMC CODE OF CONDUCT (THIRD PARTIES)

The person/entity listed below (the "Undersigned") recognizes and is fully dedicated to advancing SMMC's commitment to full compliance with all Federal, State, and other governmental health care program requirements, including its commitment to prepare and submit accurate claims consistent with such requirements.

The Undersigned will comply with all Federal, State or other governmental health care program requirements and with SMMC's policies and procedures relating to SMMC's Corporate Compliance Program, including the requirements set forth in the Corporate Integrity Agreement (CIA) to which SMMC is a party (available online at http://oig.hhs.gov/fraud/cia/agreements/the_county_of_san_mateo_03062009.pdf).

The Undersigned, to the extent its contractual duties require it to submit the reports covered in this paragraph, will promptly submit accurate information for Federal health care cost reports including, but not limited to, the requirement to submit accurate information regarding acute available bed count for Disproportionate Share Hospital (DSH) payment.

The Undersigned will report to the SMMC Compliance Officer any suspected violation of any Federal health care program requirements or of SMMC's Compliance Program policies and procedures.

The Undersigned has the right to use the SMMC Disclosure Program by calling the Compliance Hotline or reporting incidents to the Compliance Officer. SMMC is committed to non-retaliation and will maintain, as appropriate, confidentiality and anonymity with respect to such disclosures.

The Undersigned understands that non-compliance with Federal health care program requirements and SMMC's Compliance Program policies and procedures, and failing to report such violations, could result in termination of the Agreement and/or any other penalties permitted by law.

The Undersigned is responsible for acquiring sufficient knowledge to recognize potential compliance issues applicable to the duties outlined in the Agreement and for appropriately seeking advice regarding such issues.

The Undersigned will not offer, give or accept any bribe, payment, gift, or thing of value to any person or entity with whom SMMC has or is seeking any business or regulatory relationship in relation to said business or regulatory relationship (other than payments authorized by law under such relationships). The Undersigned will promptly report the offering or receipt of such gifts to the SMMC Compliance Officer.


The Undersigned will not engage in any financial, business, or other activity which competes with SMMC/County business which may interfere or appear to interfere with the performance of the duties under the Agreement or that involve the use of SMMC/County property, facilities, or resources, except to the extent consistent with the SMMC/County Incompatible Activities and Outside Employment policy and the Agreement.

The Undersigned will cooperate fully and honestly with internal audits and monitoring programs to help assure that SMMC's compliance is maintained with all applicable federal/state regulations, the Joint Commission standards, and hospital system-wide policies.

**TO REPORT VIOLATIONS, CALL THE
COMPLIANCE HOT LINE: (800) 965-9775**

The Undersigned hereby certifies by signing below that an authorized representative has received this Code of Conduct, understands it, has authority to commit the Undersigned to this Code of Conduct, and hereby commits the Undersigned to comply with this Code of Conduct.

Hackley Architectural Signage, Inc.
Name of Person/Entity (the "Undersigned")

 Shalin Khosravi
Signature and Printed Name

2/11/2013
Date

ATTACHMENT I

Assurance of Compliance with Section 504 of the Rehabilitation Act of 1973, as Amended

The undersigned (hereinafter called the "Contractor(s)") hereby agrees that it will comply with Section 504 of the Rehabilitation Act of 1973, as amended, all requirements imposed by the applicable DHHS regulation, and all guidelines and interpretations issued pursuant thereto.

The Contractor(s) gives/give this assurance in consideration of for the purpose of obtaining contracts after the date of this assurance. The Contractor(s) recognizes/recognize and agrees/agree that contracts will be extended in reliance on the representations and agreements made in this assurance. This assurance is binding on the Contractor(s), its successors, transferees, and assignees, and the person or persons whose signatures appear below are authorized to sign this assurance on behalf of the Contractor(s).

The Contractor(s): (Check a or b)

- ☐ a. Employs fewer than 15 persons.
- ☒ b. Employs 15 or more persons and, pursuant to section 84.7 (a) of the regulation (45 C.F.R. 84.7 (a)), has designated the following person(s) to coordinate its efforts to comply with the DHHS regulation.


Shahin Khosravi
Name of 504 Person - Type or Print

Hackley Architectural Signage
Name of Contractor(s) - Type or Print

1999 Alpine Way
Street Address or P.O. Box

Hayward, CA 94545
City, State, Zip Code

I certify that the above information is complete and correct to the best of my knowledge.


Signature

General Manager
Title of Authorized Official

2/11/2013
Date

*Exception: DHHS regulations state that:

"If a recipient with fewer than 15 employees finds that, after consultation with a disabled person seeking its services, there is no method of complying with (the facility accessibility regulations) other than making a significant alteration in its existing facilities, the recipient may, as an alternative, refer the handicapped person to other providers of those services that are accessible."