



Non-Departmental Services & Debt Service

**Recommended
FY 2017-18 & FY 2018-19
Budgets**

Net County Cost Allocations

\$47.3 million or 9.6% Increase

Community Outcome	FY 2017-18 Net County Cost	% NCC	FY 2018-19 Net County Cost	% NCC
Criminal Justice	\$243,545,002	46.0%	\$247,372,758	45.7%
Health Services	150,334,340	28.4%	154,424,371	28.5%
Administration and Fiscal	55,724,990	10.5%	57,441,556	10.6%
Social Services	47,958,085	9.0%	49,529,254	9.1%
Community Services	32,388,332	6.1%	33,007,192	6.1%
Net County Cost - Totals	\$529,950,749	100.0%	\$541,775,131	100.0%

Non-Departmental Revenue is used to fund “Net County Cost” in operating departments

- Property Tax



- Sales and Use Tax



- Interest Earnings



- Transient Occupancy Tax (TOT)



- Vehicle Rental Tax

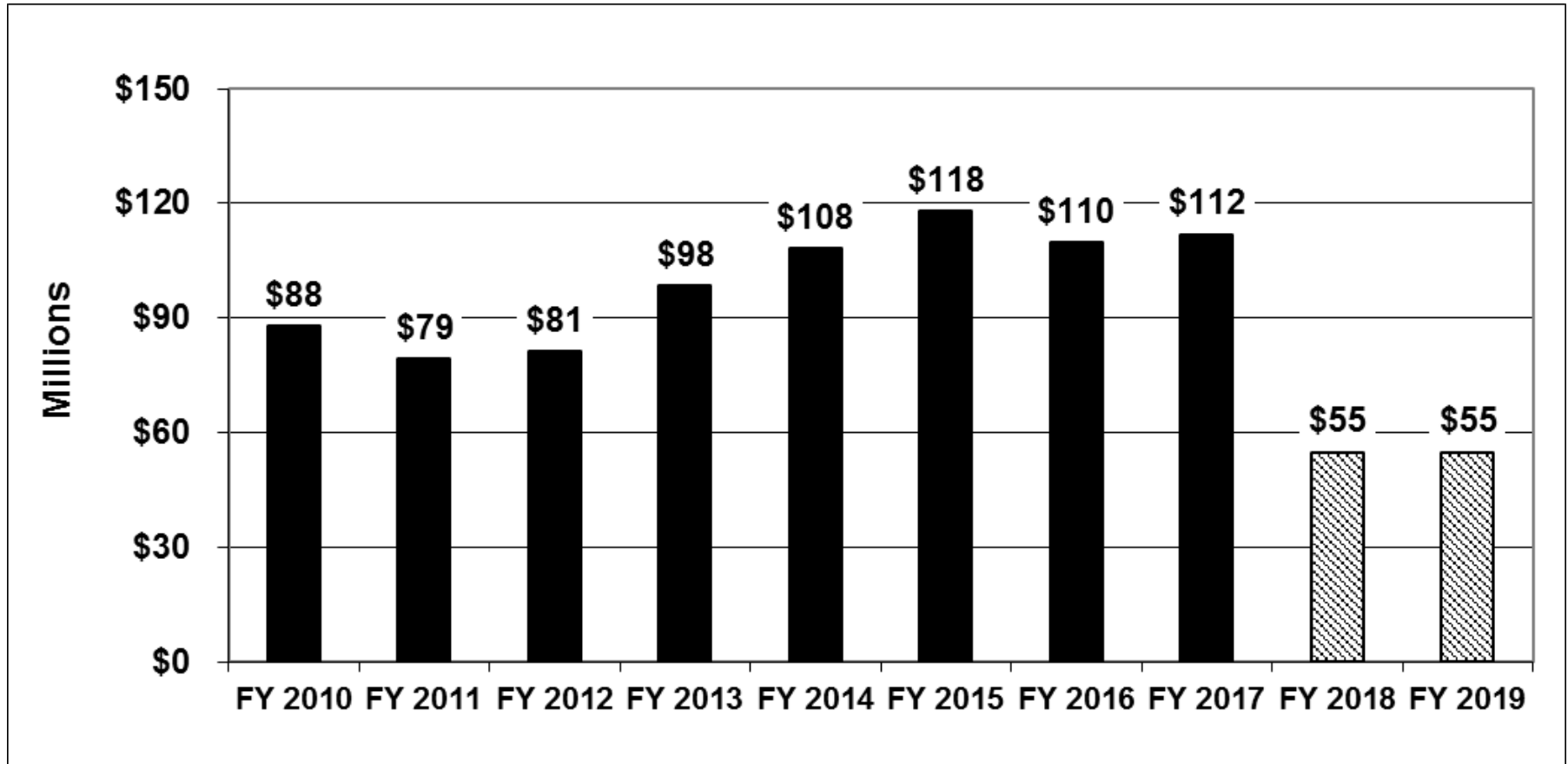


Non-Departmental Services Revenue Projections

Revenue Object	FY 2017	FY 2018	FY 2019	FY 2020	FY 2021	FY 2022
Secured Property Taxes	7.6%	6.5%	5.0%	4.0%	4.0%	4.0%
Property Tax In-Lieu of VLF	7.6%	6.5%	5.0%	4.0%	4.0%	4.0%
Unsecured Property Taxes	-0.2%	1.0%	1.0%	1.0%	1.0%	1.0%
Sales and Use Taxes	2.6%	2.0%	2.0%	2.0%	2.0%	2.0%
Property Transfer Tax	3.0%	3.0%	3.0%	3.0%	3.0%	3.0%
Transient Occupancy Tax	-2.2%	2.0%	2.0%	88.5%	11.7%	10.7%
Vehicle Rental Tax (Measure T)	1.9%	2.0%	2.0%	2.0%	2.0%	2.0%
Interest Earnings	2.0%	2.0%	2.0%	2.0%	2.0%	2.0%
Overall Growth	5.0%	4.6%	3.6%	3.3%	3.1%	3.1%

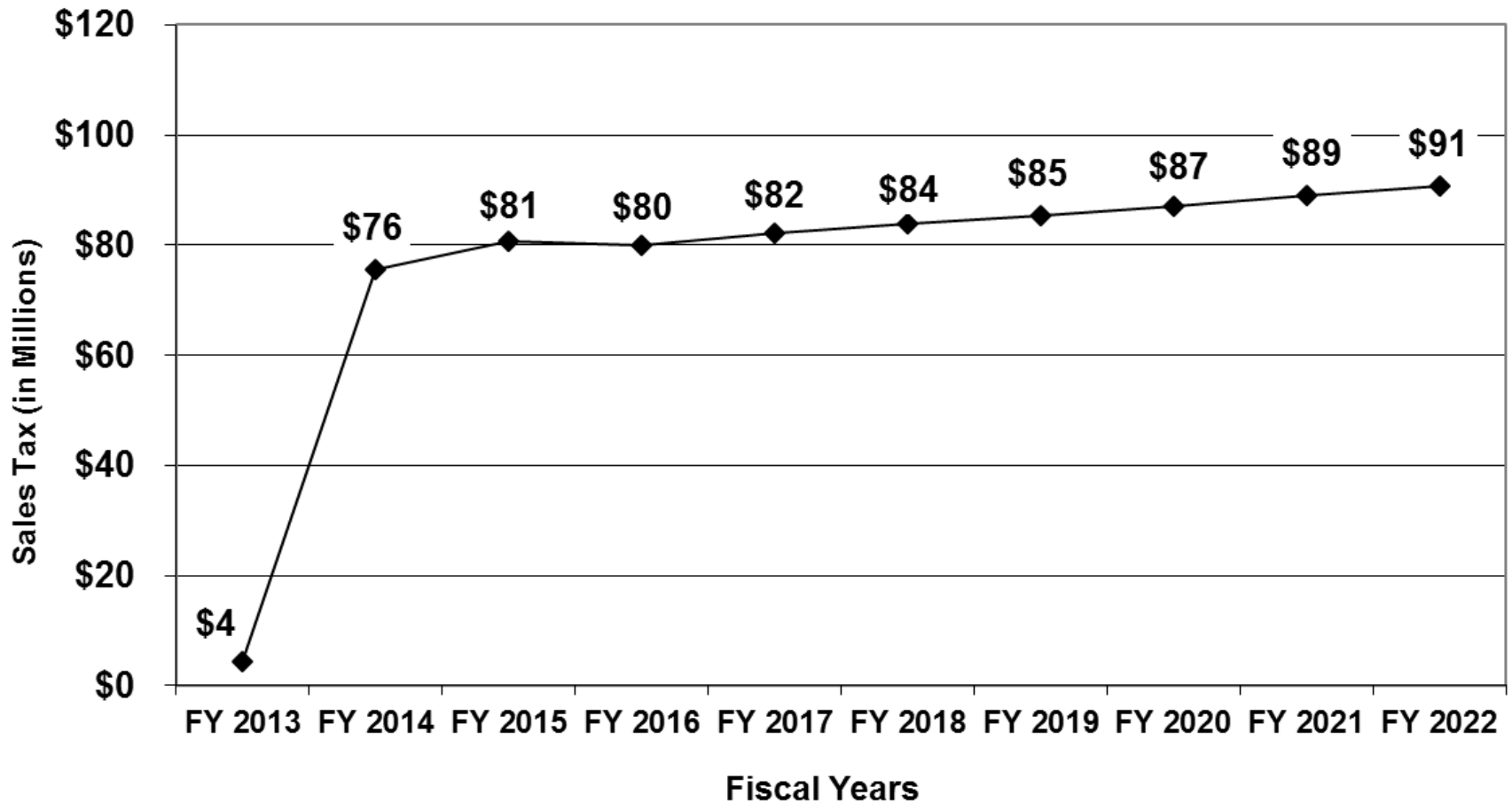
Non-Departmental Services

Excess ERAF = \$1.1 Billion



Measure K Sales Tax

Sunsets March 31, 2043



Countywide Initiatives

Technology Projects (\$33.8 million)

- Property Tax System Replacement
- Budget System Replacement
- GIS Mapping & System Enhancements
- Document Sharing / SharePoint
- Automated Fingerprint ID System (AFIS)
- Maintenance of Existing IT Systems

Countywide Initiatives

Capital Projects (\$96.7 million)

- Health System Campus
- Government Center Parking Structure #2
- Cordilleras Mental Health Facility
- Homeless Shelter
- Animal Care Shelter
- Old Maguire Remodel
- Memorial Park Water Systems
- Alpine Trail Bike/Pedestrian Trail
- Mirada Road Erosion Protection

Debt Service Fund (\$8.5 million)

Countywide Initiatives

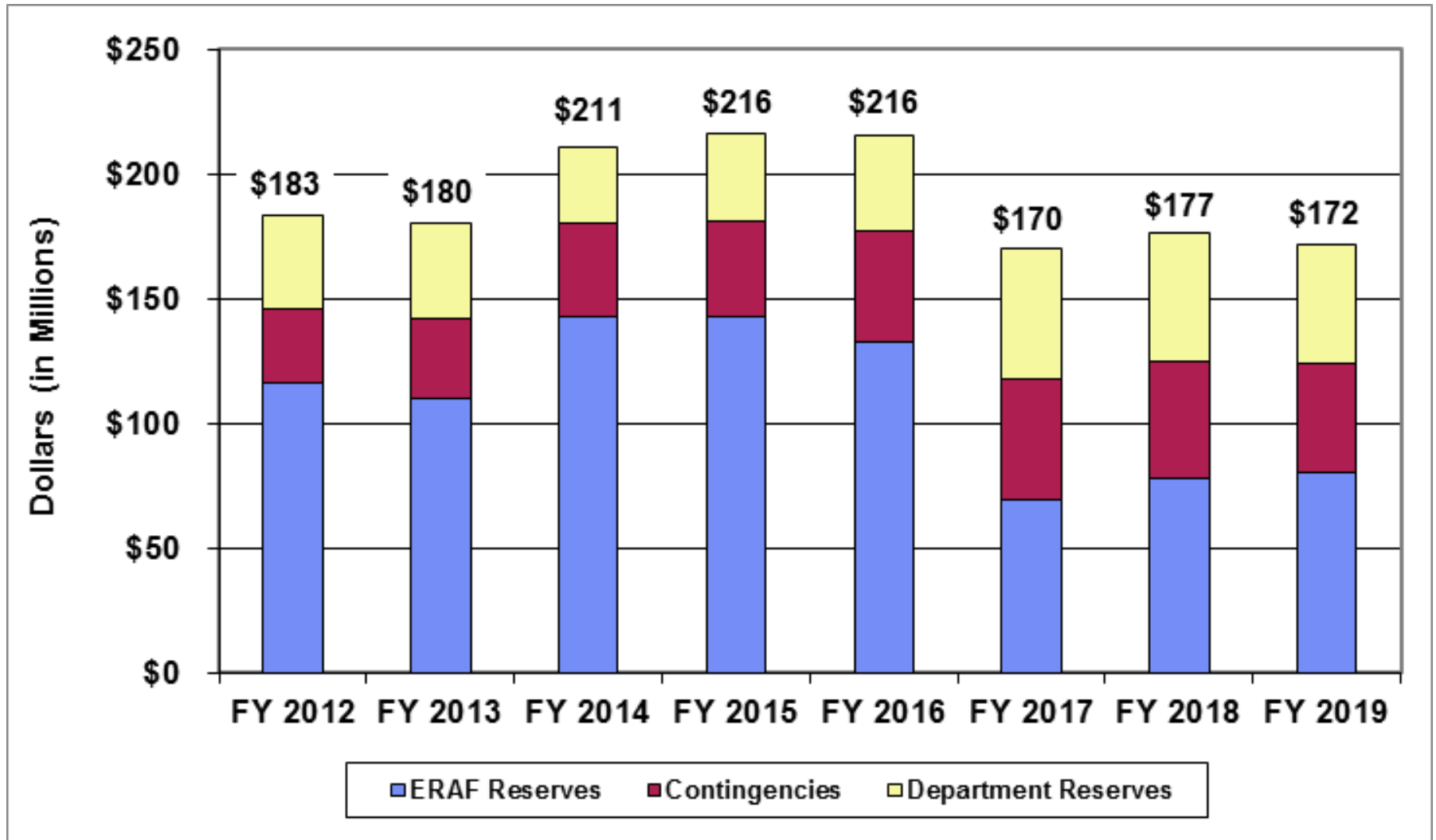
- Additional Pension Contributions (\$55.3 million)
- Half Moon Bay Library (\$12 million)
- Statewide Elections (\$5.2 million)
- SMC Saves (\$5 million)
- PCE Collateral Loan (\$4.5 million)
- Enhanced Flood Control Zone (\$4 million)
- Coastside Flooding (\$3 million)
- SMC Event Center Parking Lot Repaving (\$2.4 million)
- Brisbane Library Loan (\$1.7 million)
- Sea Level Rise (\$520,000)

Measure K Initiatives = \$39.4 million

- Seton / Verity (\$10 million)
- Big Lift (\$16 million – includes rollovers)
- SamTrans (\$6.25 million)
- Board District-Specific (\$2 million)
- Board Grants and Loans (\$5 million)
- Beach Shuttle Program (\$140,000)*

*The Measure K funded portion is \$35,000.

Reserves & Contingencies



Debt Service

- FY 2017-18 = \$54.0 million
- Under Limit \$45.7 million or 46.6%

- FY 2018-10 - \$52.1 million
- Under Limit by \$49.6 million or 49.5%

COUNTY_{OF} SAN MATEO



Thank You