

DEPARTMENT OF HOUSING

FY 2022-2023
ANNUAL ACTION PLAN

RAYMOND HODGES, DIRECTOR

ROSE CADE, DEPUTY DIRECTOR

DOUG FREDERICK, HOUSING PROGRAM MANAGER

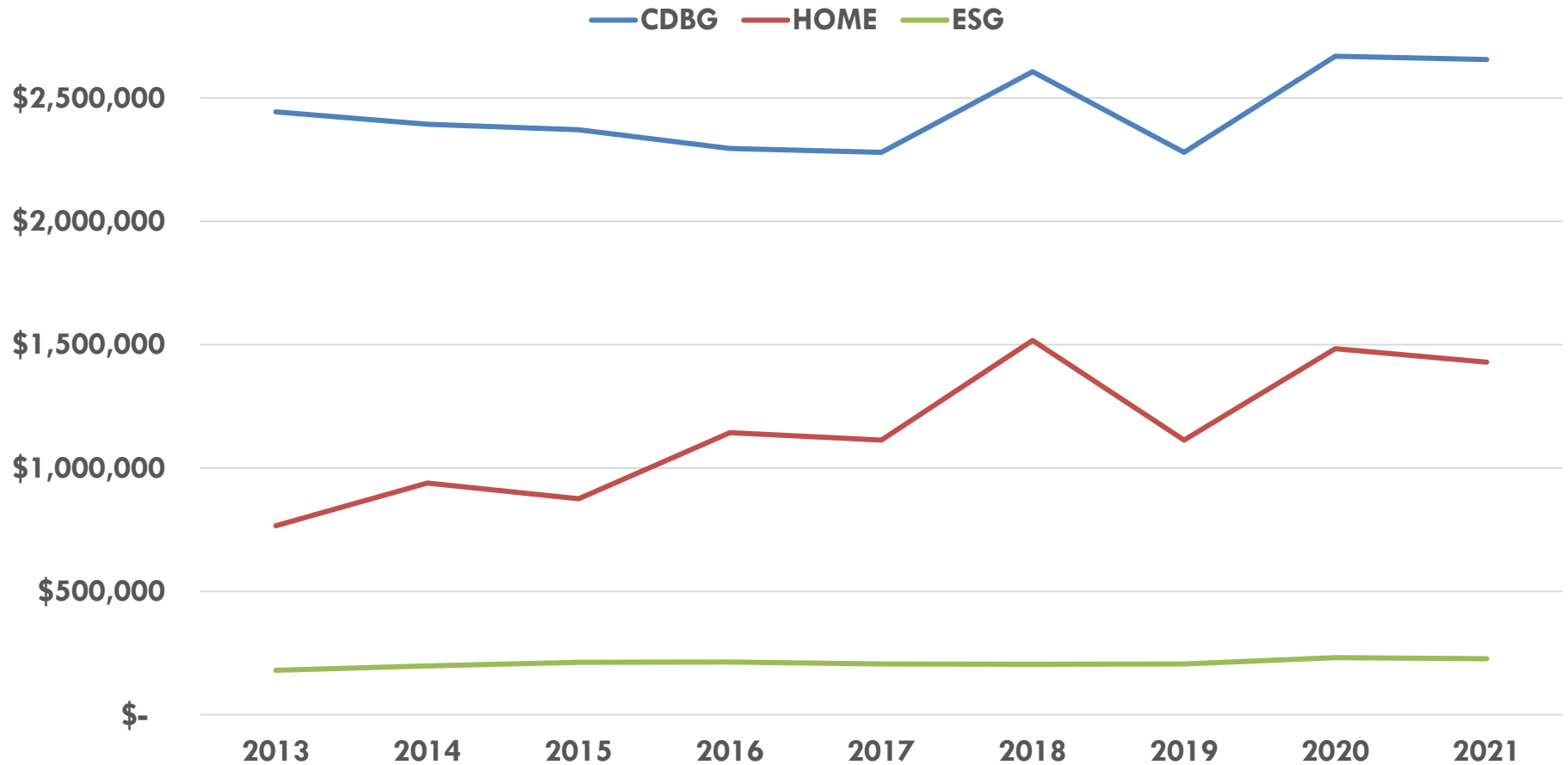
COUNTY OF SAN MATEO



ANNUAL ACTION PLAN

- County is an entitlement jurisdiction that receives direct CDBG, HOME, and ESG allocations from HUD
- 5-year Consolidated Plan (ConPlan) approved in 2018
 - Consists of Annual Action Plan
 - FY2022 Annual Action Plan is Year 5 of the 5-year ConPlan
- National Objectives:
 - Provision of decent affordable housing
 - Provision of a suitable living environment
 - Expansion of economic opportunities

CDBG, HOME AND ESG ENTITLEMENT FUNDING 2012 - 2021



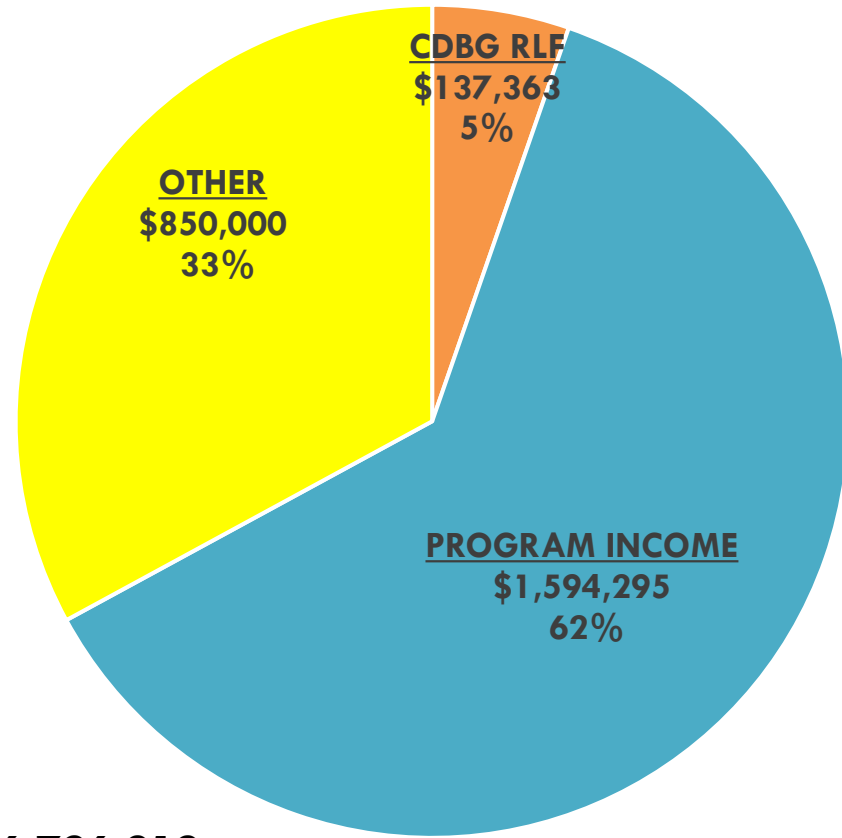
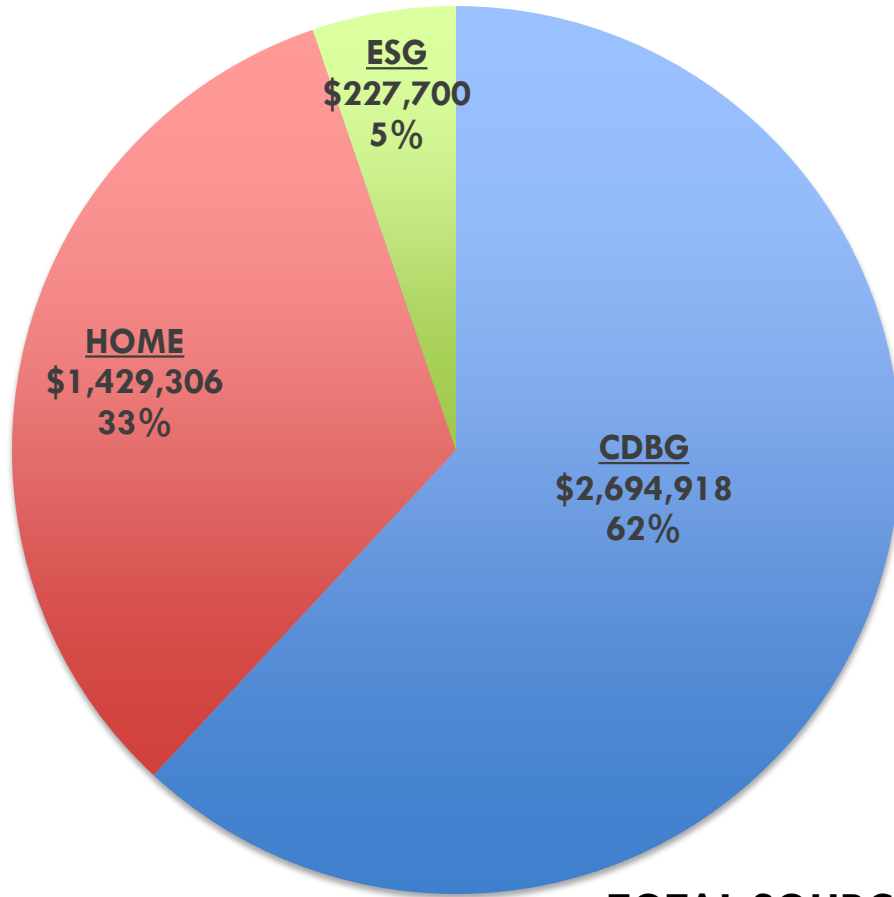
URBAN COUNTY: CDBG, HOME, AND ESG

- **Urban County** = 16 non-entitlement cities and towns + County
 - Excludes Cities of Daly City, South San Francisco, Redwood City, and San Mateo
- DOH administers CDBG, HOME and ESG annually on behalf of Urban County
- 3-year Cooperative Agreements with each jurisdiction with automatic renewal provisions

PUBLIC PARTICIPATION PROCESS

NOV 2021	HCDC PUBLIC MEETING TO SET PRIORITIES
DEC 2021 – JAN 2022	NOFA RELEASED
FEB 2022	HCDC STUDY SESSION HCDC PUBLIC HEARING
APRIL 2022	30-DAY PUBLIC COMMENT PERIOD
MAY 2022	BOS PUBLIC HEARING

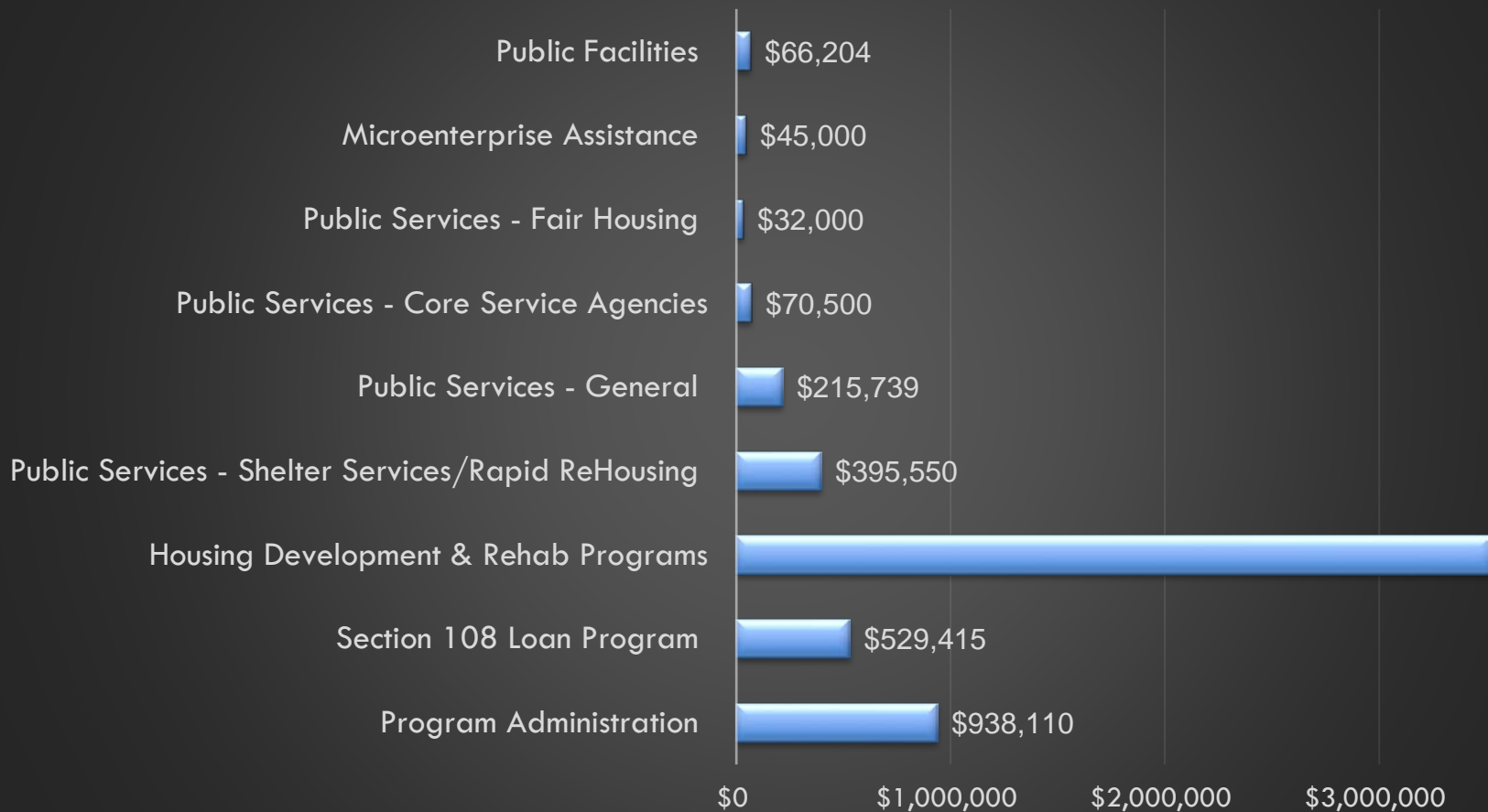
FY 2021-2022 FUNDING AVAILABLE



TOTAL SOURCES: \$6,796,219

FY 2022-2023

CDBG, HOME and ESG Allocations (Summary)



FY 2022-2023

CDBG, HOME and ESG Allocations (Detailed)

Programs Receiving Funding	CDBG	HOME	ESG	Total
Housing Development/Rehab				
Eden Development Inc – Nugent Square	\$ 1,285,604.10	\$ 214,395.90		\$ 1,500,000
Hermanas II Associates (MidPen) – Main St II	\$ 469,578			\$ 469,578
Moonridge Associates (MidPen) – Moonridge I	\$ 411,479.80	\$ 198,461.20		\$ 609,941
Moonridge Associates (MidPen) – Moonridge II		\$ 613,780		\$ 613,780
Minor Home Repair Programs				
CID – Housing Accessibility Modifications	\$ 55,000			\$ 55,000
El Concilio – Peninsula Minor Home Repair	\$ 55,000			\$ 55,000
Rebuilding Together - National Rebuilding Day	\$ 34,000			\$ 34,000
Rebuilding Together - Safe At Home	\$ 125,000			\$ 125,000
Senior Coastsiders	\$ 64,000			\$ 64,000

FY 2022-2023


CDBG, HOME and ESG Allocations (Detailed)

	CDBG	HOME	ESG	Total
Public Facilities				
Rebuilding Together – Community Facilities Rehab	\$ 28,500			\$ 28,500
Latino Commission – Casa Maria Recovery Home	\$ 37,704			\$ 37,704
Micro Enterprise & Economic Development				
Renaissance Entrepreneurship	\$ 45,000			\$ 45,000
Public Service				
Bay Area Legal Aid - Domestic Violence Legal Safety Net	\$ 35,450			\$ 35,450
CALL Primrose	\$ 25,000			\$ 25,000
Coastside Adult Day Health - Aging in Place	\$ 25,000			\$ 25,000
Community Legal Services EPA	\$ 25,000			\$ 25,000
El Concilio of San Mateo County	\$ 25,000			\$ 25,000
Free At Last Community Recovery and Rehab	\$ 30,289			\$ 30,289
Legal Aid Society of SMC - Homesavers Program	\$ 25,000			\$ 25,000
Peninsula Volunteers - Meals on Wheels	\$ 25,000			\$ 25,000
Project Sentinel - Fair Housing	\$ 32,000			\$ 32,000

FY 2022-2023

CDBG, HOME and ESG Allocations (Detailed)

Public Services (cont.)	CDBG	HOME	ESG	Total
Core Agency				
Samaritan House (Core Agency)	\$ 45,500			\$ 45,500
Pacifica Resource Center (Core Agency)	\$ 25,000			\$ 25,000
Shelter + Rapid Rehousing				
LifeMoves – Shelter Operations			\$ 86,169.50	\$ 130,301
LifeMoves – Rapid ReHousing Program			\$ 92,453	\$ 86,605
Star Vista – Daybreak Shelter			\$ 32,000	\$ 32,000
LifeMoves – Housing Locator Services	\$ 108,806			\$ 108,806
Samaritan House – Housing Locator Services	\$ 73,122			\$ 73,122



QUESTIONS?