



# County of San Mateo

## FY 2023-25 Recommended Budget

Michael P. Callagy

June 26, 2023

COUNTY OF SAN MATEO





**“Resilience is fundamentally underpinned by the concept that it is not so much the hard times we face that determine our success or failure as the way in which we respond to those hard times.”**

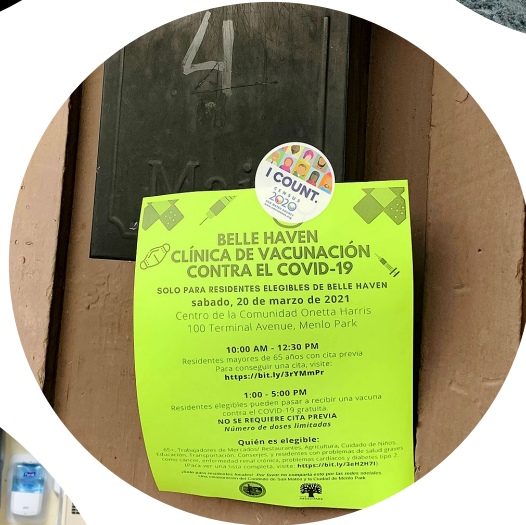
**- Rachel Jackson**







# Economic Climate



# Measured Approach







# FY 2023-25 Recommended Budget

# FY 2023-25 Budget Overview

	FY 2022-23 Revised	FY 2023-24 Recommended	Percent Change	FY 2024-25 Preliminary Recommended
Total Sources	4,222,641,087	4,061,420,854	(3.8%)	3,587,749,766
Total Requirements	4,222,641,087	4,061,420,854	(3.8%)	3,587,749,766
Total Positions	5,648	5,768	2%	5,770



# All County Funds FY 2023-25 Recommended Sources Percent Change

Source of Funds	2022-23 Revised	2023-24 Recommended	Percent of Total Change	2024-25 Recommended	Percent of Total Change
Intergovernmental Revenues	999,292,089	1,009,288,000	1.00%	949,297,137	(5.00%)
Taxes	928,088,477	958,076,989	3.23%	914,693,104	(1.44%)
Charges for Services	438,534,820	469,880,672	7.15%	491,513,366	12.08%
Other Financing Sources	408,882,938	306,197,483	(25.11%)	151,685,038	(62.90%)
Interfund Revenue	109,192,148	174,862,347	60.14%	146,883,201	34.52%
Miscellaneous Revenue & Use of Property	71,444,121	65,350,420	(8.53%)	65,407,999	(8.45%)
Fines, Forfeitures and Penalties & Licenses, Permits and Franchises	20,730,683	20,663,951	(0.32%)	20,786,207	0.27%
<b>Subtotal - Ongoing Revenue Sources</b>	<b>2,976,165,276</b>	<b>3,004,319,862</b>	<b>0.95%</b>	<b>2,740,266,052</b>	<b>(7.93%)</b>
Fund Balance**	930,181,738	1,057,100,992	13.64%	847,483,714	(8.89%)
<b>Total Sources</b>	<b>3,906,347,014</b>	<b>4,061,420,854</b>	<b>3.97%</b>	<b>3,587,749,766</b>	<b>(8.16%)</b>

\*In the visualization and table above, Miscellaneous Revenue is combined with Use of Money and Property; Licenses, Permits, and Franchises is combined with Fines, Forfeitures, and Penalties.

\*\*While Fund Balance makes up the largest percentage of Total Sources in FY 2023-24, the majority of this funding is committed to one-time capital projects that have not been completed. Fund Balance is a one-time revenue source and cannot be used for ongoing expenditures.



# All County Funds FY 2023-25

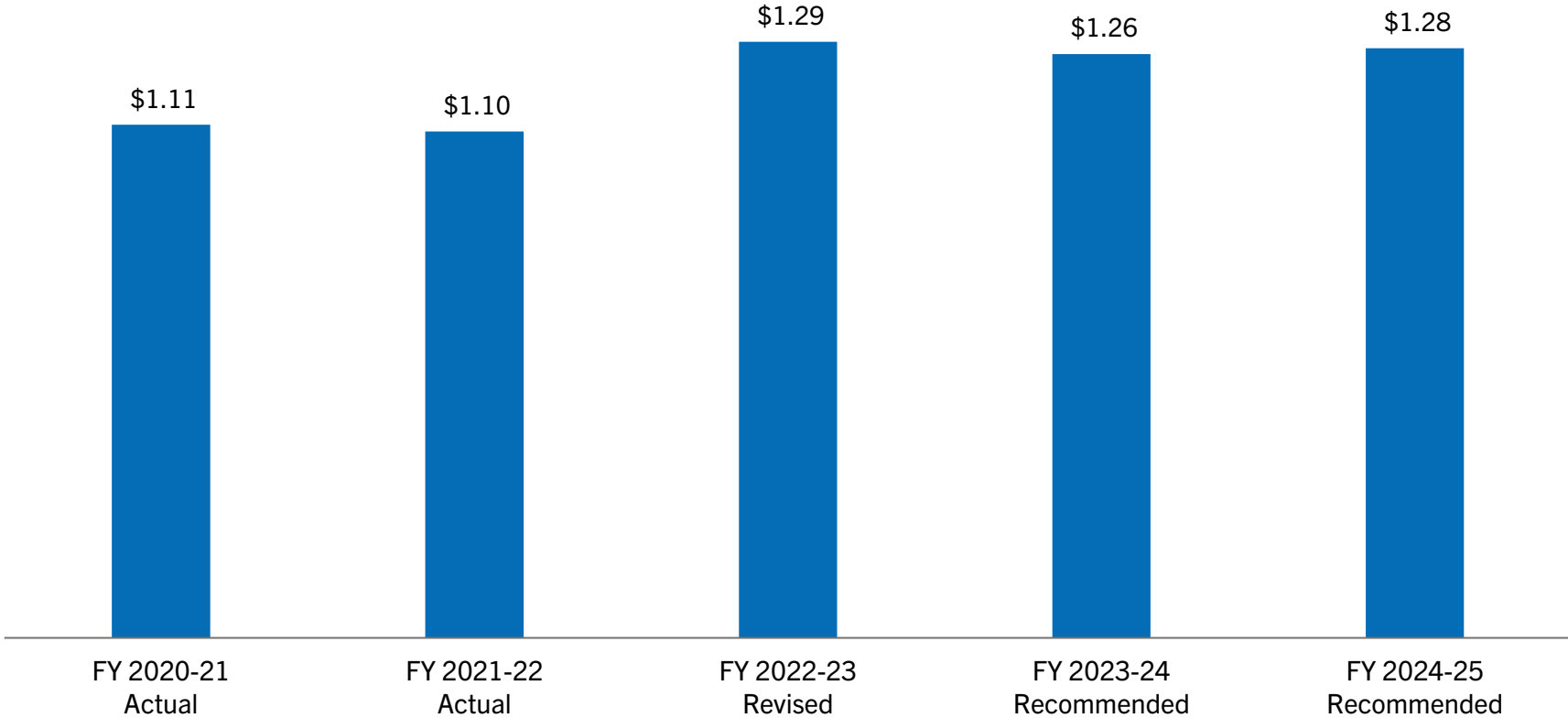
## Recommended Requirements Percent Change

Use of Funds	2022-23 Revised	2023-24 Recommended	Percent of Total Change	2024-25 Recommended	Percent of Total Change
Salaries and Benefits	1,289,358,092	1,262,600,493	(2.08%)	1,275,771,694	(1.05%)
Services and Supplies	857,721,489	968,135,396	12.87%	841,959,856	(1.84%)
Other Charges & Reclassification of Expenses	669,764,837	584,714,524	(12.70%)	576,436,597	(13.93%)
Fixed Assets	489,332,252	336,942,567	(31.14%)	127,775,161	(73.89%)
Other Financing Uses	502,929,672	480,979,207	(4.36%)	353,162,484	(29.78%)
Intrafund Transfers	(151,092,067)	(142,335,376)	(5.80%)	(135,330,562)	(10.43%)
Contingencies/Dept Reserves	442,276,085	438,396,169	(0.88%)	424,760,339	(3.96%)
Non-General Fund Reserves	122,350,727	131,987,874	7.88%	123,214,197	0.71%
<b>Total Requirements</b>	<b>4,222,641,087</b>	<b>4,061,420,854</b>	<b>(3.82%)</b>	<b>3,587,749,766</b>	<b>(15.04%)</b>

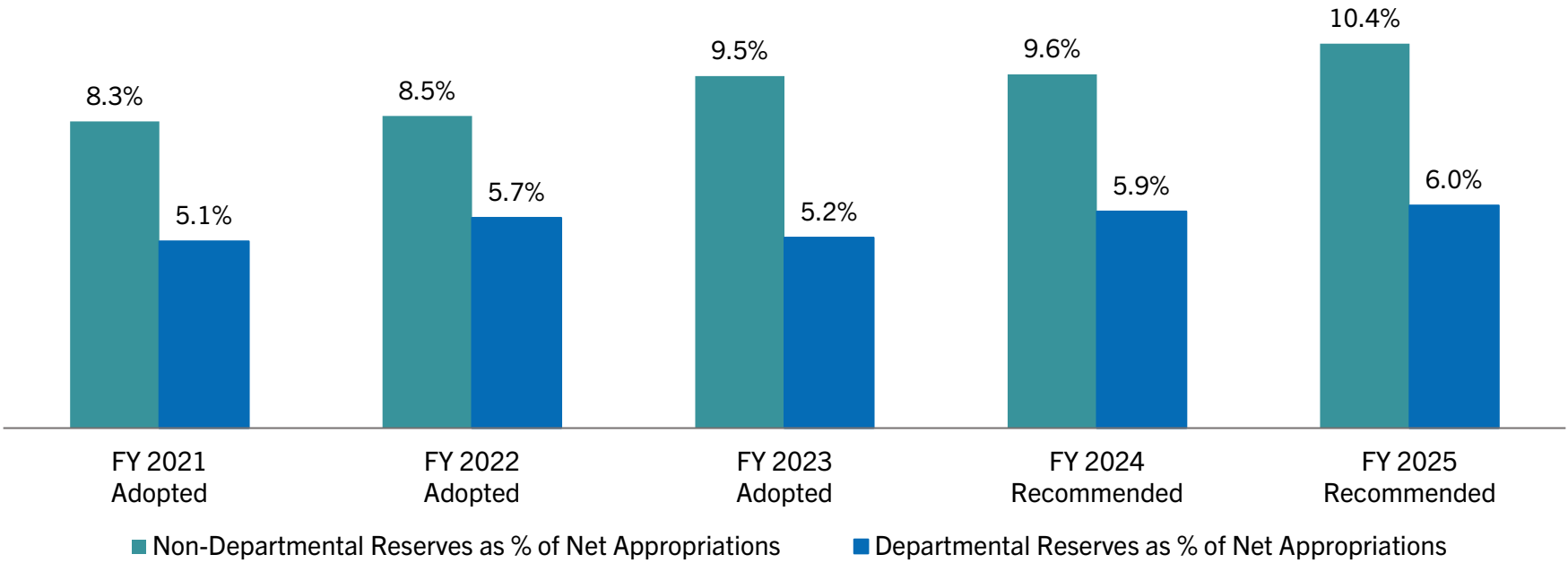




# Trend in Budget for Salaries and Benefits, All County Funds (in Billions)



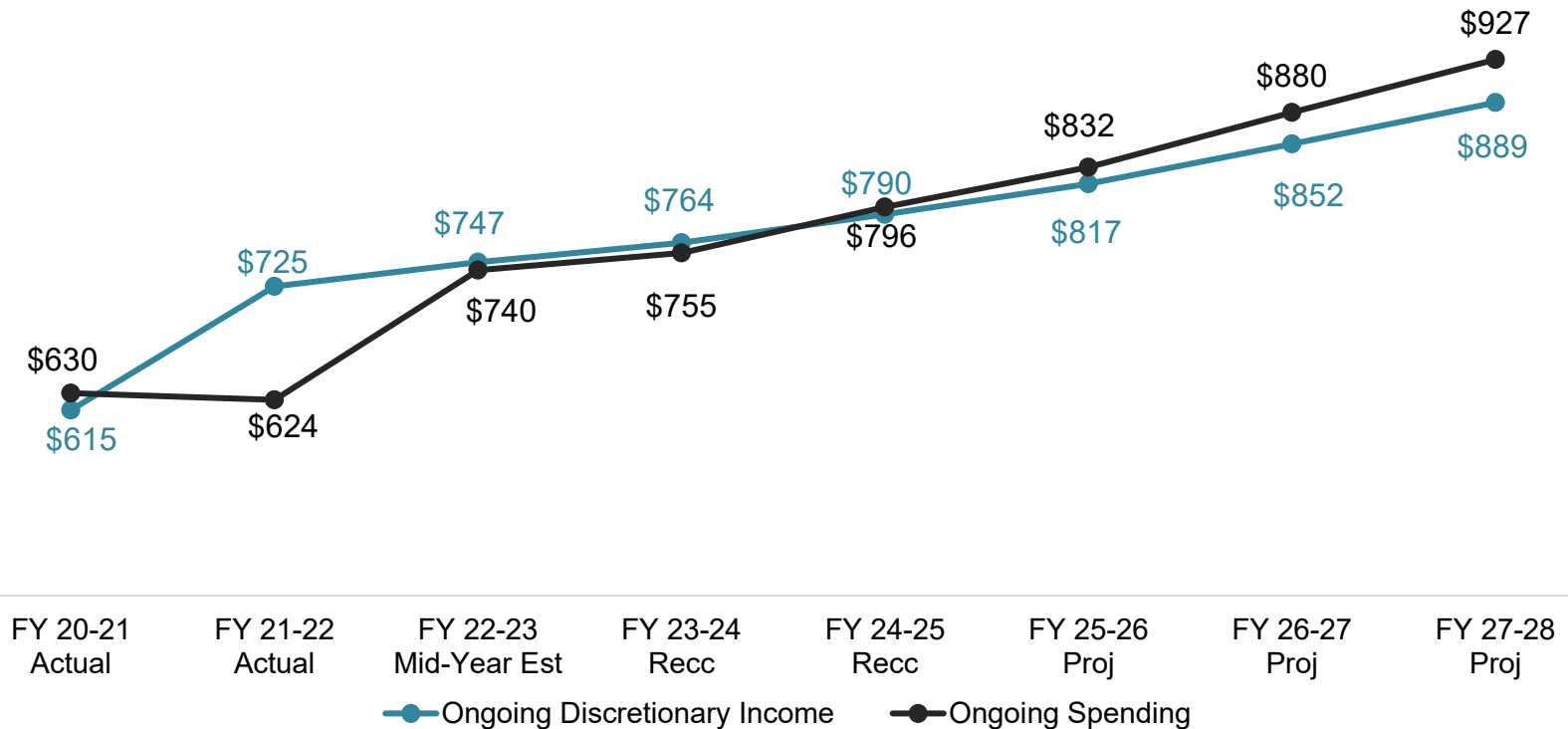
# General Fund Reserves as a Percentage of Net Appropriations





# General Fund Discretionary Revenue and Expenditure Projections FY 2020-21 through FY 2027-28 (in Millions)

*Assumes Similar Savings from Two Previous Years*





# An Equity-Focused Approach





# Housing Our Residents








# Focusing on our Residents

COUNTY OF SAN MATEO







**“Alone, we can do so little; Together we can do so much.”-Helen Keller**