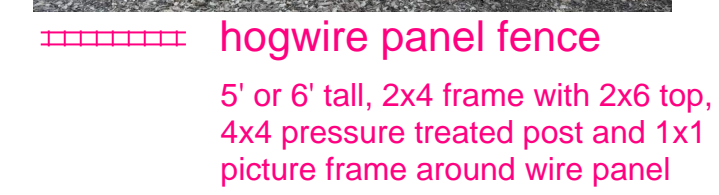


NEW FENCE

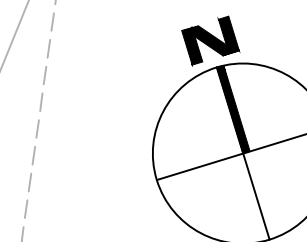
EXISTING FENCE




FILE NAME:FN-FENCE TYP1      DRAWN BY: Y.SHEN



FILE NAME:FN-FENCE TYP2      DRAWN BY: Y.SHEN



0 20' 40' 80'



SCALE: 1" = 40'-0"