




| | | | | | |
|---|--------------------|----------------------|---------------------------------------|--|---|
| COUNTY OF SAN MATEO APPROPRIATION TRANSFER REQUEST | | | | REQUEST NO. ATR24-B0708 | |
| DEPARTMENT: PUBLIC WORKS | | | | DATE: 07/25/2024 | |
| 1. REQUEST TRANSFER OF APPROPRIATION AS LISTED BELOW: | | | | | |
| | CODES | | | AMOUNT | DESCRIPTION |
| | FUND or ORG | ACCOUNT | JL ORG CODE Measure K only | | |
| FROM | VARIOUS | 0813 | | \$1,873,555.00 | FUND BALANCE AVAILABLE |
| TO | VARIOUS | 6815 6812 6817 | | \$693,950.00 \$651,740.00 \$487,527.00 | DEPRECIATION-STRUCT & IMPROV DEPRECIATION - EQUIPMENT DEPRECIATION - INFRAS WTR & SWR |
| Justification (Attach Memo if Necessary): | | | | \$ 40,338.00 | DEPRECIATION - INFRASTRUCTURES LIGHTING |
| To provide appropriation for FY 2024-2024 depreciation expense for Airports, County Service Areas, Sewer & Sanitation Districts, and Lighting Districts. | | | | | |
| DEPARTMENT HEAD  | | | | DATE 7/25/2024 | |
| 2. <input type="checkbox"/> Board Action Required <input checked="" type="checkbox"/> Four-Fifths Vote Required <input type="checkbox"/> Board Action Not Required Remarks: | | | | | |
| DocuSigned by: | | | | | |
| COUNTY CONTROLLER  | | | | DATE 8/1/2024 | |
| 3. <input checked="" type="checkbox"/> Approve as Requested <input type="checkbox"/> Approve as Revised <input type="checkbox"/> Disapproved Remarks: | | | | | |
| DocuSigned by: | | | | | |
| COUNTY EXECUTIVE  | | | | DATE 8/2/2024 | |
| DO NOT WRITE BELOW THIS LINE – FOR BOARD OF SUPERVISORS USE ONLY | | | | | |

BOARD OF SUPERVISORS, COUNTY OF SAN MATEO, STATE OF CALIFORNIA
RESOLUTION TRANSFERRING FUNDS
RESOLUTION NO. _____

RESOLVED, by the Board of Supervisors of the County of San Mateo, that

WHEREAS, the Department hereinabove named in the Request for Appropriation, Allotment or Transfer of Funds has requested the transfer of certain funds as described in said Request; and

WHEREAS, the County Controller has approved said Request as to accounting and available balances, and the County Executive has recommended the transfer of funds as set forth hereinabove:

NOW, THEREFORE, IT IS HEREBY ORDERED AND DETERMINED that the recommendations of the County Executive be approved and that the transfer of funds as set forth in said Request be effected.

Regularly passed and adopted this _____ day of _____ 20 ____

AYES and in favor of said resolution:

NOES and against said resolution:

Supervisors: _____

Supervisors: _____

 Absent _____
 Supervisors: _____

 PRESIDENT, BOARD OF SUPERVISORS
 COUNTY OF SAN MATEO

ATTEST: _____
 Clerk of Said Board

| | | | |
|---|--------------------|----------------|-----------------|
| COUNTY OF SAN MATEO APPROPRIATION TRANSFER REQUEST | | | REQUEST NO. |
| DEPARTMENT: PUBLIC WORKS | | | DATE 07/25/2024 |
| 1. REQUEST TRANSFER OF APPROPRIATION AS LISTED BELOW: | | | |
| | CODES | | |
| | FUND OR ORG | ACCOUNT | AMOUNT |
| FROM | Various | 0813 | 1,873,555.00 |
| | | | |
| | | | |
| TO | Various | 6812 | 693,950.00 |
| | Various | 6815 | 651,740.00 |
| | Various | 6817 | 487,527.00 |
| | Various | 6819 | 40,338.00 |
| Justification (Attach Memo if Necessary) To provide appropriation for FY 2023-2024 depreciation expense for Airports, County Service Areas, Sewer & Sanitation Districts, and Lighting Districts. | | | |
| DEPARTMENT HEAD Ann M. Stillman | | | DATE |
| 2. <input type="checkbox"/> Board Action Required <input type="checkbox"/> Four-Fifths Vote Required <input type="checkbox"/> Board Action Not Required Remarks: | | | |
| COUNTY CONTROLLER | | | DATE |
| 3. <input type="checkbox"/> Approve as Requested <input type="checkbox"/> Approve as Revised <input type="checkbox"/> Disapproved Remarks: | | | |
| COUNTY MANAGER | | | DATE |
| DO NOT WRITE BELOW THIS LINE – FOR BOARD OS SUPERVISORS USE ONLY | | | |

BOARD OF SUPERVISORS, COUNTY OF SAN MATEO, STATE OF CALIFORNIA
RESOLUTION TRANSFERRING FUNDS

RESOLUTION NO. _____

RESOLVED, by the Board of Supervisors of the County of San Mateo, that

WHEREAS, the Department hereinabove named in the Request for Appropriation, Allotment or Transfer of Funds has requested the transfer of certain funds as described in said Request; and

WHEREAS, the County Controller has approved said Request as to accounting and available balances, and the County Manager has recommended the transfer of funds as set forth hereinabove:

NOW, THEREFORE, IT IS HEREBY ORDERED AND DETERMINED that the recommendations of the County Manager be approved and that the transfer of funds as set forth in said Request be effected.

Regularly passed and adopted this _____ day of _____, 20____

Ayes in favor of said resolution:
Supervisors: _____

Noes and against said resolution:
Supervisors: _____

Absent
Supervisors: _____

PRESIDENT, BOARD OF SUPERVISORS
COUNTY OF SAN MATEO

ATTEST: _____
Clerk of Said Board

DEPARTMENT OF PUBLIC WORKS
 APPROPRIATION TRANSFER REQUEST
 JUNE 30, 2024

| REQUEST TRANSFER OF APPROPRIATIONS AS LISTED BELOW: | | | | | |
|--|-------------------|----------------|---------------|--------------------------|------------------------|
| | C O D E S | | AMOUNT | DESCRIPTION | |
| | FUND / ORG | ACCOUNT | | FUND/ORG | ACCOUNT |
| FROM | 00501 | 0813 | 156,126.00 | Airport Fund (HMB) | Fund Balance Available |
| | 00501 | 0813 | 495,614.00 | Airport Fund (SC) | Fund Balance Available |
| | 00501 | 0813 | 16,933.00 | Airport Fund (SC) | Fund Balance Available |
| | 00501 | 0813 | 27,107.00 | Airport Fund (HMB) | Fund Balance Available |
| | | | | | |
| | 00135 | 0813 | 71,994.00 | CSA 11 | Fund Balance Available |
| | | | | | |
| | 00151 | 0813 | 102,787.00 | Burlingame Hills Sewer | Fund Balance Available |
| | 00152 | 0813 | 288,162.00 | Emerald Lake Hts Swr | Fund Balance Available |
| | 00153 | 0813 | 158,527.00 | Fair Oaks Sewer | Fund Balance Available |
| | 00153 | 0813 | 304,896.00 | Fair Oaks Sewer | Fund Balance Available |
| | 00154 | 0813 | 6,698.00 | Harbor Industrial Sewer | Fund Balance Available |
| | 00156 | 0813 | 253.00 | Oak Knoll Sewer | Fund Balance Available |
| | 00157 | 0813 | 186,487.00 | Crystal Springs Sewer | Fund Balance Available |
| | 00157 | 0813 | 0.00 | Crystal Springs Sewer | Fund Balance Available |
| | 00158 | 0813 | 6,022.00 | Devonshire Sanitary | Fund Balance Available |
| | 00159 | 0813 | 727.00 | Scenic Heights Sanitary | Fund Balance Available |
| | 00155 | 0813 | 10,884.00 | Kensington Square | Fund Balance Available |
| | | | | | |
| | 00228 | 0813 | 12,349.00 | Colma Lighting Dist | Fund Balance Available |
| | 00233 | 0813 | 27,989.00 | Menlo Park Lighting Dist | Fund Balance Available |
| | 00234 | 0813 | 0.00 | Montara Lighting Distr | Fund Balance Available |
| | | | | | |
| | TOTAL | | 1,873,555.00 | | |

DEPARTMENT OF PUBLIC WORKS
 APPROPRIATION TRANSFER REQUEST
 JUNE 30, 2024

REQUEST TRANSFER OF APPROPRIATIONS AS LISTED BELOW:

| | C O D E S | | AMOUNT | DESCRIPTION | |
|-----------|--------------|---------|--------------|--------------------------|-------------------------------|
| | FUND / ORG | ACCOUNT | | FUND/ORG | ACCOUNT |
| TO | 48520 | 6815 | 495,614.00 | Airport Fund | Depreciation-Struct & Improv |
| | 48550 | 6815 | 156,126.00 | Airport Fund | Depreciation-Struct & Improv |
| | 48520 | 6812 | 16,933.00 | Airport Fund | Depreciation-Equipment |
| | 48550 | 6812 | 27,107.00 | Airport Fund | Depreciation-Equipment |
| | | | | | |
| | 48468 | 6817 | 71,994.00 | CSA 11 | Depreciation-Infras Wtr & Swr |
| | | | | | |
| | 48425 | 6817 | 102,787.00 | Burlingame Hills Sewer | Depreciation-Infras Wtr & Swr |
| | 48426 | 6817 | 288,162.00 | Emerald Lake Hts Swr | Depreciation-Infras Wtr & Swr |
| | 48427 | 6812 | 158,527.00 | Fair Oaks Sewer | Depreciation-Equipment |
| | 48427 | 6817 | 304,896.00 | Fair Oaks Sewer | Depreciation-Infras Wtr & Swr |
| | 48428 | 6817 | 6,698.00 | Harbor Industrial Sewer | Depreciation-Infras Wtr & Swr |
| | 45430 | 6817 | 253.00 | Oak Knoll Sewer | Depreciation-Infras Wtr & Swr |
| | 45431 | 6817 | 186,487.00 | Crystal Springs Sewer | Depreciation-Infras Wtr & Swr |
| | 45431 | 6817 | 0.00 | Crystal Springs Sewer | Depreciation-Infras Wtr & Swr |
| | 45432 | 6817 | 6,022.00 | Devonshire Sanitary | Depreciation-Infras Wtr & Swr |
| | 45433 | 6817 | 727.00 | Scenic Heights Sanitary | Depreciation-Infras Wtr & Swr |
| | 48429 | 6817 | 10,884.00 | Kensington Square | Depreciation-Infras Wtr & Swr |
| | | | | | |
| | 48447 | 6819 | 12,349.00 | Colma Lighting Dist | Depreciation-Infras Lighting |
| | 45452 | 6819 | 27,989.00 | Menlo Park Lighting Dist | Depreciation-Infras Lighting |
| | 45453 | 6812 | 0.00 | Montara Lighting Dist | Depreciation-Equipment |
| | | | | | |
| | TOTAL | | 1,873,555.00 | | |

JUSTIFICATION:

To provide appropriation for FY 2022-2023 depreciation expense for Airports, County Service Areas, Sewer & Sanitation Districts, Flood Control Districts, and Lighting Districts.

Use in Word ATR doc lines

6812 202,567.00
 6815 651,740.00
 6817 978,910.00
 6818 0.00
 6819 40,338.00
 1,873,555.00

Depreciation - Equipment
 Depreciation - Structures & Improvements
 Depreciation - Infrastructure Water & Sewer
 Depreciation - Infrastructure Flood Control
 Depreciation - Infrastructure Lighting



COUNTY OF SAN MATEO
Inter-Departmental Correspondence

Department of Public Works

DATE: July 25,2024

BOARD MEETING DATE: September 25,2024

TO: Robert Manchia, County Budget Director

FROM: Ann M. Stillman, Director of Public Works

SUBJECT: **Countywide Year-End Appropriation Transfer Request:
Appropriation for Depreciation Expense in Airports (4850B) and County
Service Areas, Sewer and Sanitation Districts, and Lighting Districts within
the Utilities Division Budget Unit (4840B)**

Recommendation

Approve an ATR in the total amount of \$1,873,555.00 providing appropriation for Depreciation Expense in Airports (4850B), and County Service Areas, Sewer and Sanitation Districts, and Lighting Districts within the Utilities Division (4840B).

Background/Discussion

The depreciation expense represents the annual allocation of the cost of capital assets over the estimated number of years benefited by such capital assets. The expense does not involve a cash outlay and is recorded for bookkeeping purposes only.

Fiscal Impact

The Depreciation Expense is recorded for bookkeeping purposes only. There is no impact to the General Fund.

SORT ORDER: JEID

JE ID. Date Description Second Reference 2ndDt/PEID Batch/ContNo Prep/ACG Hit/Tp CkNo/Views
===== 06/30/2024 FY23-24 Depr - Airports Fund J0071914 POONC N =====

CODING STRUCTURE SUB UNIT Title SUB ACCT Description / TACG
JOB COST ACCOUNT JOB OBJ Description JOB Description Debit Credit Misc Last Rec. Off. Note
===== 48550-6815 Half Moon Bay Operations Depr.-Struct. & Improv. 156,125.47 0.00 NO 1 1 NY =====

48520-6815 San Carlos Operations Depr.-Struct. & Improv. 495,613.30 0.00 NO 2 1 NY
WARN: Control 4850B-6000 (SUBU/SUBA) over 25 Working Budget by 165,071.30 (330,5
Reference:1 1,2 1

00501-0571 Airports Fund Acc. Depr.-Struct. & Impr 0.00 651,738.77 NO 3 1 NY

00501-0870 Airports Fund Investment in Fixed Asset 695,778.02 0.00 NO 4 1 NY

00501-0813 Airports Fund Fund Balance Available 0.00 695,778.02 NO 5 1 NY
48550-6812 Half Moon Bay Operations Depr. Equipment 27,106.67 0.00 NO 6 1 NY
WARN: Control 4850B-6000 (SUBU/SUBA) over 25 Working Budget by -303,435.33 (330,
Reference:1 1,2 1,6 1

48520-6812 San Carlos Operations Depr. Equipment 16,932.58 0.00 NO 7 1 NY
WARN: Control 4850B-6000 (SUBU/SUBA) over 25 Working Budget by -313,609.42 (330,
Reference:1 1,2 1,6 1,7 1

00501-0570 Airports Fund Acc. Depr. - Equip 0.00 44,039.25 NO 8 1 NY

TEXT RECORD: JE558858 00 To take up depreciation expense for FY 2023-2024 in the Airports Fund.

JE TOTAL: Primary 1,391,556.04 1,391,556.04

Errors for this JEID

WARN: Control 4850B-6000 (SUBU/SUBA) over 25 Working Budget by 165,071.3 Rec:2 1
Reference:1 1,2 1 Rec:2 1

WARN: Control 4850B-6000 (SUBU/SUBA) over 25 Working Budget by -303,435. Rec:6 1
Reference:1 1,2 1,6 1 Rec:6 1

WARN: Control 4850B-6000 (SUBU/SUBA) over 25 Working Budget by -313,609. Rec:7 1
Reference:1 1,2 1,6 1,7 1 Rec:7 1

COUNTY OF SAN MATEO
TUE, JUL 23, 2024, 1:32 PM --req: POONC-----leg: GL JL--Loc: PUBWORKS--job:17211875 J099-----prog: GL450 <2.94>---report id: GLJEBPRF

[Journal Entry Set Proof]

J0071914.DATA.JOB
GLJEBPRF

SORT ORDER: JEID

| JE ID. | Date | Description | Second Reference | 2ndDt/PEID | Batch/ContNo | Prep/ACG | Hit/Tp | CkNo/Views |
|---------------------|------|-------------|------------------|------------|--------------|----------|--------|------------|
| G R A N D T O T A L | | | | | | | | |

| JOB COST ACCOUNT | JOB ORG | Title | JOB OBJ | Description | Debit | Credit | Misc Last Rec. | Off. Note |
|--------------------|---------|-------|---------|-------------|--------------|--------------|----------------|-----------|
| G R A N D: Primary | | | | | | | | |
| | | | | | 1,391,556.04 | 1,391,556.04 | | |

Final Budget Check

WARN: Control 4850B-6000 (SUBU/SUBA) over 25 Working Budget by -313,609.42 (330,
Reference:1 1,2 1,6 1,7 1

SORT ORDER: JEID

| Rec | OF | CODING | STRUCTURE | Description | Trns. Desc. | Debit | Credit | |
|------------------|----|--------|------------|---|-------------|------------|--------------|--------------|
| 1 | 1 | NY | 48550-6815 | Half Moon Bay Op Depr.-Struct. & FY23-24 Depr - | | 156,125.47 | 0.00 | |
| 2 | 1 | NY | 48520-6815 | San Carlos Opera Depr.-Struct. & FY23-24 Depr - | | 495,613.30 | 0.00 | |
| 3 | 1 | NY | 00501-0571 | Airports Fund Acc. Depr.-Struc FY23-24 Depr - | | 0.00 | 651,738.77 | |
| 4 | 1 | NY | 00501-0870 | Airports Fund Investment in Fi FY23-24 Depr - | | 695,778.02 | 0.00 | |
| 5 | 1 | NY | 00501-0813 | Airports Fund Fund Balance Ava FY23-24 Depr - | | 0.00 | 695,778.02 | |
| 6 | 1 | NY | 48550-6812 | Half Moon Bay Op Depr. Equipment FY23-24 Depr - | | 27,106.67 | 0.00 | |
| 7 | 1 | NY | 48520-6812 | San Carlos Opera Depr. Equipment FY23-24 Depr - | | 16,932.58 | 0.00 | |
| 8 | 1 | NY | 00501-0570 | Airports Fund Acc. Depr. - Equ FY23-24 Depr - | | 0.00 | 44,039.25 | |
| Primary Entries | | | | | | | 1,391,556.04 | 1,391,556.04 |
| JE JE58858 TOTAL | | | | | | | 1,391,556.04 | 1,391,556.04 |
| GRAND TOTAL | | | | | | | 1,391,556.04 | 1,391,556.04 |

As of 6/30/24

AIRPORTS FUND # 00501
 SCHEDULE OF DEPRECIABLE IMPROVEMENTS & ACCUM DEPRECIATION
 AS OF JUNE 30, 2024

| Particulars | Ref No | Date Compl | Cost 6/30/2023 | FY 2023-2024 | | Annual Depn 2%/Year | Accum Depn 6/30/2023 | FY 2023-2024 | | Accum Depn 6/30/2024 | Net Book Val 6/30/2024 |
|---|--------|------------|---------------------|--------------|-------------|---------------------|----------------------|-----------------|-------------|----------------------|------------------------|
| | | | | Additions | Deductions | | | Provision | Write-Off | | |
| Half Moon Bay Airport | | | | | | | | | | | |
| APN 37-292-03 | | 06/30/67 | 3,352,700.00 | 0.00 | 0.00 | 0.00 | 3,352,700.00 | 0.00 | 0.00 | 3,352,700.00 | 0.00 |
| APN 37-292-03 | | 06/30/68 | 27,299.88 | 0.00 | 0.00 | 0.00 | 27,299.88 | 0.00 | 0.00 | 27,299.88 | 0.00 |
| APN 37-292-03 | | 06/30/69 | 7,401.23 | 0.00 | 0.00 | 0.00 | 7,401.23 | 0.00 | 0.00 | 7,401.23 | 0.00 |
| APN 37-292-03 | | 06/30/70 | 1,328.40 | 0.00 | 0.00 | 0.00 | 1,328.40 | 0.00 | 0.00 | 1,328.40 | 0.00 |
| APN 37-292-03 | | 06/30/73 | 28,870.12 | 0.00 | 0.00 | 0.00 | 28,870.12 | 0.00 | 0.00 | 28,870.12 | 0.00 |
| APN 37-292-03 | | 06/30/74 | 12,087.62 | 0.00 | 0.00 | 0.00 | 12,087.62 | 0.00 | 0.00 | 12,087.62 | 0.00 |
| APN 37-292-03 | | 06/30/75 | 1,395.07 | 0.00 | 0.00 | 27.95 | 1,367.12 | 27.95 | 0.00 | 1,395.07 | 0.00 |
| APN 37-292-03 | | 06/30/76 | 17,319.91 | 0.00 | 0.00 | 346.40 | 16,627.17 | 346.40 | 0.00 | 16,973.57 | 346.34 |
| APN 37-292-03 | | 06/30/77 | 22,554.73 | 0.00 | 0.00 | 451.09 | 21,201.30 | 451.09 | 0.00 | 21,652.39 | 902.34 |
| APN 37-292-03 | | 06/30/78 | 7,121.40 | 0.00 | 0.00 | 142.43 | 6,551.75 | 142.43 | 0.00 | 6,694.18 | 427.22 |
| APN 37-292-03 | | 06/30/79 | 128,245.43 | 0.00 | 0.00 | 2,564.91 | 115,420.93 | 2,564.91 | 0.00 | 117,985.84 | 10,259.59 |
| APN 37-292-03 | | 06/30/80 | 2,391.05 | 0.00 | 0.00 | 47.82 | 2,104.10 | 47.82 | 0.00 | 2,151.92 | 239.13 |
| APN 37-292-03 | | 06/30/81 | 21,666.45 | 0.00 | 0.00 | 433.33 | 18,633.18 | 433.33 | 0.00 | 19,066.51 | 2,599.94 |
| APN 37-292-03 | | 06/30/82 | 22,679.29 | 0.00 | 0.00 | 453.59 | 19,050.74 | 453.59 | 0.00 | 19,504.33 | 3,174.96 |
| APN 37-292-03 | | 06/30/83 | 124,385.88 | 0.00 | 0.00 | 2,487.72 | 101,996.51 | 2,487.72 | 0.00 | 104,484.22 | 19,901.66 |
| APN 37-292-03 | | 06/30/84 | 53,190.91 | 0.00 | 0.00 | 1,063.82 | 42,552.79 | 1,063.82 | 0.00 | 43,616.61 | 9,574.30 |
| APN 37-292-03 | | 06/30/85 | 3,512.66 | 0.00 | 0.00 | 70.25 | 2,669.52 | 70.25 | 0.00 | 2,739.77 | 772.89 |
| Total APN 37-292-03 | | | 3,834,150.03 | 0.00 | 0.00 | 8,089.30 | 3,777,862.35 | 8,089.30 | 0.00 | 3,785,951.66 | 48,198.37 |
| Tiedown Area Improve | 1B751 | 06/30/88 | 238,773.81 | 0.00 | 0.00 | 4,775.48 | 167,141.78 | 4,775.48 | 0.00 | 171,917.25 | 66,856.56 |
| Contruction -Hangars | 1A751 | 06/30/89 | 621,509.77 | 0.00 | 0.00 | 12,430.20 | 422,626.77 | 12,430.20 | 0.00 | 435,056.97 | 186,452.80 |
| Replace Fuel Tanks | 1C751 | 06/30/92 | 18,771.91 | 0.00 | 0.00 | 375.44 | 11,638.63 | 375.44 | 0.00 | 12,014.07 | 6,757.84 |
| HMB Imprv Proj 1A751 & | 1E751 | 06/30/95 | 270,619.97 | 0.00 | 0.00 | 5,412.40 | 151,547.20 | 5,412.40 | 0.00 | 156,959.60 | 113,660.37 |
| HMB Storage Sheds | 1F751 | 06/30/94 | 28,200.00 | 0.00 | 0.00 | 564.00 | 16,356.00 | 564.00 | 0.00 | 16,920.00 | 11,280.00 |
| FAA 3-06-0097-04 | AH401 | 06/30/00 | 630,331.94 | 0.00 | 0.00 | 12,606.64 | 289,952.71 | 12,606.64 | 0.00 | 302,559.35 | 327,772.59 |
| FAA 3-06-0097-06 | AH700 | 01/07/05 | 1,101,297.42 | 0.00 | 0.00 | 22,025.95 | 407,783.40 | 22,025.95 | 0.00 | 429,809.35 | 671,488.07 |
| Upgrades in HMB Terminal Bldg | AH201 | 07/31/07 | 11,144.00 | 0.00 | 0.00 | 222.88 | 3,547.51 | 222.88 | 0.00 | 3,770.39 | 7,373.61 |
| FAA 3-06-0097-08/09 | AH900 | 10/10/06 | 707,861.82 | 0.00 | 0.00 | 14,157.24 | 236,962.32 | 14,157.24 | 0.00 | 251,119.55 | 456,742.27 |
| FAA 3-06-0097-10 Constr So Access Rd & Transient Apron | AHA01 | 06/22/10 | 219,366.02 | 0.00 | 0.00 | 4,387.32 | 57,400.77 | 4,387.32 | 0.00 | 61,788.09 | 157,577.93 |
| South Hangar Slurry Seal Project (Not FAA Grant) | AH015 | 04/01/11 | 31,963.28 | 0.00 | 0.00 | 639.27 | 7,831.01 | 639.27 | 0.00 | 8,470.28 | 23,493.00 |
| Fuel Tank Replacement | AH016 | 07/01/12 | 219,108.09 | 0.00 | 0.00 | 4,382.16 | 48,203.77 | 4,382.16 | 0.00 | 52,585.93 | 166,522.16 |
| Half Moon Bay Airport-Terminal Bldg HVAC | AH017 | 05/01/12 | 23,905.96 | 0.00 | 0.00 | 478.12 | 5,333.17 | 478.12 | 0.00 | 5,811.28 | 18,094.68 |
| FAA 3-06-0097-11 Construct south access rd & transient prking apron | AHB01 | 10/01/10 | 1,863,159.28 | 0.00 | 0.00 | 37,263.19 | 475,105.63 | 37,263.19 | 0.00 | 512,368.82 | 1,350,790.46 |
| Assessment - Phase 1; For parallel taxiway, pavemt rehab, | AHC01 | 07/01/12 | 472,628.03 | 0.00 | 0.00 | 9,452.56 | 103,978.16 | 9,452.56 | 0.00 | 113,430.72 | 359,197.31 |

As of 6/30/24

AIRPORTS FUND # 00501
 SCHEDULE OF DEPRECIABLE IMPROVEMENTS & ACCUM DEPRECIATION
 AS OF JUNE 30, 2024

| Particulars | Ref No | Date Compl | Cost 6/30/2023 | FY 2023-2024 | | Annual Depn 2%/Year | Accum Depn 6/30/2023 | FY 2023-2024 | | Accum Depn 6/30/2024 | Net Book Val 6/30/2024 |
|--------------------------------------|--------|------------|----------------------|--------------|-------------|---------------------|----------------------|-------------------|-------------|----------------------|------------------------|
| | | | | Additions | Deductions | | | Provision | Write-Off | | |
| HMB - Hangar Slurry Seal | AH020 | 10/31/17 | 78,197.17 | 0.00 | 0.00 | 1,563.94 | 8,862.35 | 1,563.94 | 0.00 | 10,426.29 | 67,770.88 |
| HMB Parallel Taxiway Project (Split) | AHG01 | 06/06/18 | 864,969.60 | 0.00 | 0.00 | 17,299.39 | 87,531.80 | 17,299.39 | 0.00 | 104,831.19 | 760,138.41 |
| Total HMB Airport | | | 11,235,958.10 | 0.00 | 0.00 | 156,125.47 | 6,279,665.33 | 156,125.47 | 0.00 | 6,435,790.80 | 4,800,167.30 |

| San Carlos Airport | | | | | | | | | | | |
|----------------------------|----------------|------------|---------------------|-------------|-------------|---------------------|----------------------|------------------|-------------|----------------------|------------------------|
| APN | Ref No | Date Compl | Cost 6/30/2023 | Additions | Deductions | Annual Depn 2%/Year | Accum Depn 6/30/2023 | Provision | Write-Off | Accum Depn 6/30/2024 | Net Book Val 6/30/2024 |
| APN 46-081-53 | | 06/30/68 | 70.00 | 0.00 | 0.00 | 0.00 | 70.00 | 0.00 | 0.00 | 70.00 | 0.00 |
| APN 46-081-58 | | 06/30/71 | 12,000.00 | 0.00 | 0.00 | 0.00 | 12,000.00 | 0.00 | 0.00 | 12,000.00 | 0.00 |
| APN 46-081-58 | | 06/30/67 | 466,200.00 | 0.00 | 0.00 | 0.00 | 466,200.00 | 0.00 | 0.00 | 466,200.00 | 0.00 |
| APN 46-081-58 | | 06/30/68 | 181,978.55 | 0.00 | 0.00 | 0.00 | 181,978.55 | 0.00 | 0.00 | 181,978.55 | 0.00 |
| APN 46-081-58 | | 06/30/69 | 128,107.76 | 0.00 | 0.00 | 0.00 | 128,107.76 | 0.00 | 0.00 | 128,107.76 | 0.00 |
| APN 46-081-58 | | 06/30/70 | 224,532.83 | 0.00 | 0.00 | 0.00 | 224,532.83 | 0.00 | 0.00 | 224,532.83 | 0.00 |
| APN 46-081-58 | | 06/30/71 | 65,252.75 | 0.00 | 0.00 | 0.00 | 65,252.75 | 0.00 | 0.00 | 65,252.75 | 0.00 |
| APN 46-081-58 | | 06/30/72 | 109,699.17 | 0.00 | 0.00 | 0.00 | 109,699.17 | 0.00 | 0.00 | 109,699.17 | 0.00 |
| APN 46-081-58 | | 06/30/73 | 58,673.24 | 0.00 | 0.00 | 0.00 | 58,673.24 | 0.00 | 0.00 | 58,673.24 | 0.00 |
| APN 46-081-58 | | 06/30/74 | 102,170.47 | 0.00 | 0.00 | 0.00 | 102,170.47 | 0.00 | 0.00 | 102,170.47 | 0.00 |
| APN 46-081-58 | | 06/30/75 | 45,441.51 | 0.00 | 0.00 | 908.84 | 44,532.67 | 908.84 | 0.00 | 45,441.51 | 0.00 |
| APN 46-081-58 | | 06/30/76 | 14,684.90 | 0.00 | 0.00 | 293.70 | 14,097.57 | 293.70 | 0.00 | 14,391.27 | 293.63 |
| APN 46-081-58 | | 06/30/77 | 61,985.73 | 0.00 | 0.00 | 1,239.71 | 58,266.44 | 1,239.71 | 0.00 | 59,506.15 | 2,479.58 |
| APN 46-081-58 | | 06/30/78 | 10,542.52 | 0.00 | 0.00 | 210.85 | 9,699.10 | 210.85 | 0.00 | 9,909.95 | 632.57 |
| APN 46-081-58 | | 06/30/80 | 74,392.02 | 0.00 | 0.00 | 1,487.84 | 65,464.96 | 1,487.84 | 0.00 | 66,952.80 | 7,439.22 |
| APN 46-081-58 | | 06/30/81 | 41,418.07 | 0.00 | 0.00 | 828.36 | 35,619.50 | 828.36 | 0.00 | 36,447.86 | 4,970.21 |
| APN 46-081-58 | | 06/30/82 | 297,443.03 | 0.00 | 0.00 | 5,948.86 | 249,852.12 | 5,948.86 | 0.00 | 255,800.98 | 41,642.05 |
| APN 46-081-58 | | 06/30/83 | 86,664.95 | 0.00 | 0.00 | 1,733.30 | 71,065.29 | 1,733.30 | 0.00 | 72,798.59 | 13,866.36 |
| APN 46-081-58 | | 06/30/84 | 285,029.69 | 0.00 | 0.00 | 5,700.59 | 228,023.62 | 5,700.59 | 0.00 | 233,724.22 | 51,305.47 |
| APN 46-081-58 | | 06/30/85 | 28,578.74 | 0.00 | 0.00 | 571.57 | 22,291.26 | 571.57 | 0.00 | 22,862.83 | 5,715.91 |
| APN 46-081-58 | | 06/30/85 | 457,033.22 | 0.00 | 0.00 | 9,140.66 | 356,485.77 | 9,140.66 | 0.00 | 365,626.43 | 91,406.79 |
| APN 46-081-58 | | 06/30/85 | 15,866.65 | 0.00 | 0.00 | 317.33 | 12,058.56 | 317.33 | 0.00 | 12,375.89 | 3,490.76 |
| Total APN 46-081-58 | | | 2,767,695.90 | 0.00 | 0.00 | 28,381.63 | 2,516,071.63 | 28,381.63 | 0.00 | 2,544,453.26 | 223,242.54 |
| Taxiway Lighting | 1J753 1R753 | 06/30/90 | 114,659.90 | 0.00 | 0.00 | 2,293.20 | 75,675.59 | 2,293.20 | 0.00 | 77,968.79 | 36,691.11 |
| Emergen Gen WA | 1H753 1S753 | 06/30/90 | 73,336.65 | 0.00 | 0.00 | 1,466.73 | 48,402.11 | 1,466.73 | 0.00 | 49,868.84 | 23,467.81 |
| SCA Various Imprv | 1C753 | 06/30/95 | 1,350,045.03 | 0.00 | 0.00 | 27,000.90 | 756,025.20 | 27,000.90 | 0.00 | 783,026.10 | 567,018.93 |
| SCA Grant # 1 | 1K753 | 06/30/00 | 1,616,375.21 | 0.00 | 0.00 | 32,327.50 | 743,532.53 | 32,327.50 | 0.00 | 775,860.03 | 840,515.18 |

As of 6/30/24

AIRPORTS FUND # 00501
 SCHEDULE OF DEPRECIABLE IMPROVEMENTS & ACCUM DEPRECIATION
 AS OF JUNE 30, 2024

| Particulars | Ref No | Date Compl | Cost 6/30/2023 | FY 2023-2024 | | Cost 6/30/2024 | Annual Depn 2%/Year | Accum Depn 6/30/2023 | FY 2023-2024 | | Accum Depn 6/30/2024 | Net Book Val 6/30/2024 |
|--|--------|------------|----------------------|----------------------|-------------|----------------------|---------------------|----------------------|-------------------|-------------|----------------------|------------------------|
| | | | | Additions | Deductions | | | | Provision | Write-Off | | |
| ADA Compliance Proj | AS102 | 06/30/04 | 62,000.00 | 0.00 | 0.00 | 62,000.00 | 1,240.00 | 23,560.00 | 1,240.00 | 0.00 | 24,800.00 | 37,200.00 |
| FAA 3-06-0210-08/09 | AS600 | 05/09/08 | 2,991,034.21 | 0.00 | 0.00 | 2,991,034.21 | 59,820.68 | 907,280.44 | 59,820.68 | 0.00 | 967,101.12 | 2,023,933.09 |
| Construction of SC Airport Aircraft Hangar & T-Shades | AS103 | 05/22/10 | 6,742,255.15 | 0.00 | 0.00 | 6,742,255.15 | 134,845.10 | 1,775,460.51 | 134,845.10 | 0.00 | 1,910,305.61 | 4,831,949.54 |
| Skyway Roof Rehabilitation | AS013 | 11/01/10 | 165,721.10 | 0.00 | 0.00 | 165,721.10 | 3,314.42 | 41,982.67 | 3,314.42 | 0.00 | 45,297.09 | 120,424.01 |
| SCA 795 Skyway ADA | AS010 | 05/31/12 | 244,684.63 | 0.00 | 0.00 | 244,684.63 | 4,893.69 | 54,233.76 | 4,893.69 | 0.00 | 59,127.45 | 185,557.18 |
| Restroom Remodel | AS016 | 05/01/12 | 100,809.53 | 0.00 | 0.00 | 100,809.53 | 2,016.19 | 21,180.36 | 2,016.19 | 0.00 | 23,196.55 | 77,612.98 |
| San Carlos Airport-Airport Office Remodel | AS018 | 12/01/13 | 39,411.86 | 0.00 | 0.00 | 39,411.86 | 788.24 | 7,488.26 | 788.24 | 0.00 | 8,276.50 | 31,135.36 |
| SCA - Air Conditioning Installation | AS021 | 12/01/13 | 6,252.06 | 0.00 | 0.00 | 6,252.06 | 125.04 | 1,187.89 | 125.04 | 0.00 | 1,312.93 | 4,939.13 |
| SCA - Installation of Rollup Door | AS800 | 06/01/09 | 283,130.70 | 0.00 | 0.00 | 283,130.70 | 5,662.61 | 79,748.47 | 5,662.61 | 0.00 | 85,411.09 | 197,719.61 |
| FAA 3-06-0210-10 Rehabilitate Access Rd & Parking Apron | ASD01 | 05/01/12 | 498,934.69 | 0.00 | 0.00 | 498,934.69 | 9,978.69 | 111,125.60 | 9,978.69 | 0.00 | 121,104.30 | 377,830.39 |
| San Carlos FAA/AIP 3-06-0210-15. Runway safety area study | ASH01 | 05/01/12 | 164,776.02 | 0.00 | 0.00 | 164,776.02 | 3,295.52 | 36,516.50 | 3,295.52 | 0.00 | 39,812.02 | 124,964.00 |
| San Carlos FAA/AIP 3-06-0210-13 & 14: Rehab of east access road, perimeter | ASE01 | 04/01/11 | 1,530,710.62 | 0.00 | 0.00 | 1,530,710.62 | 30,614.21 | 375,024.09 | 30,614.21 | 0.00 | 405,638.31 | 1,125,072.31 |
| Security Camera & Alarm System with Card Key Access for the Sheriff's Hangar at San Carlos Airport | ASF01 | 05/29/15 | 37,096.05 | 0.00 | 0.00 | 37,096.05 | 741.92 | 5,997.20 | 741.92 | 0.00 | 6,739.12 | 30,356.93 |
| SC - Airport Terminal Roof | AS032 | 12/31/17 | 195,114.25 | 0.00 | 0.00 | 195,114.25 | 3,902.29 | 21,462.57 | 3,902.29 | 0.00 | 25,364.85 | 169,749.40 |
| FAA/AIP 3-06-0210-16 Fuel Facility & Pump Station Improvements | AS101 | 07/01/17 | 3,394,728.96 | 0.00 | 0.00 | 3,394,728.96 | 67,894.58 | 407,367.48 | 67,894.58 | 0.00 | 475,262.05 | 2,919,466.91 |
| SC - Golf Hangar Row Replacement | AS022 | 02/02/21 | 2,042,959.85 | 0.00 | 0.00 | 2,042,959.85 | 40,859.20 | 98,743.06 | 40,859.20 | 0.00 | 139,602.26 | 1,903,357.59 |
| San Carlos Airport Runway Stabilization | ASL03 | 04/30/24 | 0.00 | 10,245,282.87 | 0.00 | 10,245,282.87 | 34,150.94 | 0.00 | 34,150.94 | 0.00 | 34,150.94 | 10,211,131.93 |
| Total San Carlos Airport | | | 24,421,802.27 | 10,245,282.87 | 0.00 | 34,667,085.14 | 495,613.30 | 8,108,135.91 | 495,613.30 | 0.00 | 8,603,749.21 | 26,063,335.93 |

AIRPORTS FUND # 00501
 SCHEDULE OF DEPRECIABLE IMPROVEMENTS & ACCUM DEPRECIATION
 AS OF JUNE 30, 2024

As of 6/30/24

| Particulars | Ref No | Date Compl | FY 2023-2024 | | Annual Depn 2%/Year | Accum Depn 6/30/2023 | FY 2023-2024 | | Accum Depn 6/30/2024 | Net Book Val 6/30/2024 |
|---------------------------|--------|------------|----------------|----------------|---------------------|----------------------|--------------|------------|----------------------|------------------------|
| | | | Cost 6/30/2023 | Cost 6/30/2024 | | | Additions | Deductions | | |
| Total Airport Fund | | | 35,657,760.37 | 45,903,043.24 | 651,738.77 | 14,387,801.24 | 651,738.77 | 0.00 | 15,039,540.01 | 30,863,503.23 |

As of 6/30/24

AIRPORTS FUND # 00501
 SCHEDULE OF FIXED ASSETS (EQUIPMENT) & ACCUM DEPRECIATION
 AS OF JUNE 30, 2024

| Particulars | Prop No | Date Acqrd | Estm Life | Cost 6/30/2023 | FY 2023-2024 | | Annual Depn | Accum Depn 6/30/2023 | FY 2023-2024 | | Accum Depn 6/30/2024 | Net Book Val 6/30/2024 |
|---------------------------------|---------|------------|-----------|-------------------|--------------|-------------|------------------|----------------------|----------------------|-------------|----------------------|------------------------|
| | | | | | Additions | Disposals | | | Provision Adjustment | Adjustment | | |
| Half Moon Bay Airport | | | | | | | | | | | | |
| 4-Wheel Drive Tractor | 68808 | 2/83 | 10 | 11,703.00 | 0.00 | 0.00 | 0.00 | 11,703.00 | 0.00 | 0.00 | 11,703.00 | 0.00 |
| HMB - Restroom Trailer | 97398 | 5/2/17 | 10 | 38,612.81 | 0.00 | 0.00 | 3,861.28 | 23,811.24 | 3,861.28 | 0.00 | 27,672.52 | 10,940.29 |
| Tractor Mower | 98842 | 10/27/21 | 10 | 184,733.39 | 0.00 | 0.00 | 18,473.34 | 30,788.90 | 18,473.34 | 0.00 | 49,262.24 | 135,471.15 |
| Storage Trailer-EZ Load Hauler | 99503 | 6/8/22 | 10 | 13,421.84 | 0.00 | 0.00 | 1,342.18 | 1,454.03 | 1,342.18 | 0.00 | 2,796.22 | 10,625.62 |
| HAF Executive Restroom Trailer | 99611 | 10/4/22 | 15 | 51,448.00 | 0.00 | 0.00 | 3,429.87 | 2,572.40 | 3,429.87 | 0.00 | 6,002.27 | 45,445.73 |
| Total HMB Airport | | | | 299,919.04 | 0.00 | 0.00 | 27,106.67 | 70,329.57 | 27,106.67 | 0.00 | 97,436.24 | 202,482.80 |
| San Carlos Airport | | | | | | | | | | | | |
| Tractor Mower | 66407 | 12/80 | 10 | 10,022.00 | 0.00 | 0.00 | 0.00 | 10,022.00 | 0.00 | 0.00 | 10,022.00 | 0.00 |
| Mobile Sweeper | 80071 | 8/91 | 10 | 31,328.80 | 0.00 | 0.00 | 0.00 | 31,328.80 | 0.00 | 0.00 | 31,328.80 | 0.00 |
| Genie Scissor Lift | 87167 | 06/30/03 | 10 | 12,297.20 | 0.00 | 0.00 | 0.00 | 12,297.20 | 0.00 | 0.00 | 12,297.20 | 0.00 |
| Triple L trailer | 87167 | 06/30/03 | 10 | 7,561.26 | 0.00 | 0.00 | 0.00 | 7,561.26 | 0.00 | 0.00 | 7,561.26 | 0.00 |
| Vector Airport Departure Track | 97282 | 02/28/17 | 10 | 16,645.82 | 0.00 | 0.00 | 1,664.58 | 10,542.35 | 1,664.58 | 0.00 | 12,206.93 | 4,438.89 |
| Vector Airport Departure Track | 97400 | 02/28/17 | 10 | 16,645.83 | 0.00 | 0.00 | 1,664.58 | 10,542.36 | 1,664.58 | 0.00 | 12,206.94 | 4,438.89 |
| Vector Airport Departure Track | 97401 | 02/28/17 | 10 | 16,645.83 | 0.00 | 0.00 | 1,664.58 | 10,542.36 | 1,664.58 | 0.00 | 12,206.94 | 4,438.89 |
| Vector Airport Departure Track | 97402 | 02/28/17 | 10 | 16,645.84 | 0.00 | 0.00 | 1,664.58 | 10,542.37 | 1,664.58 | 0.00 | 12,206.95 | 4,438.89 |
| Vector Airport Departure Track | 97403 | 02/28/17 | 10 | 16,645.84 | 0.00 | 0.00 | 1,664.58 | 10,542.37 | 1,664.58 | 0.00 | 12,206.95 | 4,438.89 |
| Vector Airport Departure Track | 97404 | 02/28/17 | 10 | 16,645.84 | 0.00 | 0.00 | 1,664.58 | 10,542.37 | 1,664.58 | 0.00 | 12,206.95 | 4,438.89 |
| Boom Lift | 97658 | 06/01/18 | 10 | 56,351.90 | 0.00 | 0.00 | 5,635.19 | 28,645.55 | 5,635.19 | 0.00 | 34,280.74 | 22,071.16 |
| Parking Multipay Paysiation | 98959 | 01/21/20 | 10 | 13,098.87 | 0.00 | 0.00 | 1,309.89 | 3,984.24 | 1,309.89 | 0.00 | 5,294.13 | 7,804.74 |
| Total San Carlos Airport | | | | 230,535.03 | 0.00 | 0.00 | 16,932.58 | 157,093.22 | 16,932.58 | 0.00 | 174,025.79 | 56,509.24 |
| Total Airports Fund | | | | 530,454.07 | 0.00 | 0.00 | 44,039.25 | 227,422.78 | 44,039.25 | 0.00 | 271,462.03 | 258,992.04 |

SORT ORDER: JEID

| JE ID. | Date | Description | Second Reference | 2ndDt/PEID | Batch/ContNo | Prep/ACG | Hit/Tp | CkNo/Views |
|-------------------|-------------------------|-------------------------------|------------------|------------------|----------------|-----------|--------|------------|
| JE557280 | 06/30/2024 | FY23-24 Depr - CSA11 | | | J00705B4 | POONC | N | |
| | | | | | | | | YNNN |
| CODING STRUCTURE | SUB UNIT Title | SUB ACCT Description / | | | | | | TACG |
| JOB COST ACCOUNT | JOB ORG Title | JOB OBJ Description | Debit | Credit | Misc Last Rec. | Off. Note | | |
| 48468-6817 | CSA 11 | Depr.-Infras-Wtr & Swr | 71,993.50 | 0.00 | NO | 1 1 NY | | |
| 00135-0573 | County Service Area #11 | Fun Acc. Depr.-Infras-Wtr & S | 0.00 | 71,993.50 | NO | 2 1 NY | | |
| 00135-0870 | County Service Area #11 | Fun Investment in Fixed Asset | 71,993.50 | 0.00 | NO | 3 1 NY | | |
| 00135-0813 | County Service Area #11 | Fun Fund Balance Available | 0.00 | 71,993.50 | NO | 4 1 NY | | |

TEXT RECORD: JE557280 00 To take up depreciation expense for FY 2023-2024 in CSA11 Water

TEXT RECORD: JE557280 01 Districts.
JE TOTAL: Primary 143,987.00 143,987.00

SORT ORDER: JEID

JE ID. Date Description Second Reference 2ndDt/PEID Batch/ContNo Prep/ACG Hit/Tp CkNo/Views
=====

G R A N D T O T A L

JOB COST ACCOUNT JOB ORG Title JOB OBJ Description Debit Credit Misc Last Rec. Off. Note
=====

G R A N D: Primary 143,987.00 143,987.00

Final Budget Check

No Budget Errors

SORT ORDER: JEID

| Rec | OF CODING STRUCTURE | Description | Trns. Desc. | Debit | Credit |
|-------------------|---------------------|------------------|---------------------------------|------------|------------|
| 1 | 1 NY 48468-6817 | CSA 11 | Depr.-Infras-Wtr FY23-24 Depr - | 71,993.50 | 0.00 |
| 2 | 1 NY 00135-0573 | County Service A | Acc. Depr.-Infra FY23-24 Depr - | 0.00 | 71,993.50 |
| 3 | 1 NY 00135-0870 | County Service A | Investment in Fi FY23-24 Depr - | 71,993.50 | 0.00 |
| 4 | 1 NY 00135-0813 | County Service A | Fund Balance Ava FY23-24 Depr - | 0.00 | 71,993.50 |
| Primary Entries | | | | 143,987.00 | 143,987.00 |
| JE JE557280 TOTAL | | | | 143,987.00 | 143,987.00 |
| GRAND TOTAL | | | | 143,987.00 | 143,987.00 |

PESCADERO WATER DISTRICT (CSA 11)
 SCHEDULE OF FIXED ASSETS AND ACCUMULATED DEPRECIATION
 AS OF JUNE 30, 2024

As of 6/30/24

| Particulars | Ref. # | Date Acq/Comp | Estimated Life | Cost 6/30/2023 | FY 2023-24 | | Annual Depn | Accum Depn 6/30/2023 | FY 2023-24 | | Accum Depn 6/30/2024 | Net Book Val 6/30/2024 |
|---|--------------|---------------|----------------|---------------------|-------------|-------------|------------------|----------------------|------------------|-------------|----------------------|------------------------|
| | | | | | Additions | Disp/Adj | | | Provision | Disp/Adj | | |
| Pescadero (00135) | 48468 | | | | | | | | | | | |
| 0540 Work in Progress | | | | 0.00 | 0.00 | 0.00 | 0.00 | 0.00 | 0.00 | 0.00 | 0.00 | 0.00 |
| Total Work in Progress | | | | 0.00 | 0.00 | 0.00 | 0.00 | 0.00 | 0.00 | 0.00 | 0.00 | 0.00 |
| 0557 Infrastructure Assets | | | | | | | | | | | | |
| Total Construction Costs | | 03/30/93 | 50 yrs | 727,298.17 | 0.00 | 0.00 | 14,545.96 | 436,378.81 | 14,545.96 | 0.00 | 450,924.77 | 276,373.40 |
| Other Costs (Audit Adj) | | 03/30/93 | 50 yrs | 349,294.63 | 0.00 | 0.00 | 6,985.89 | 209,576.74 | 6,985.89 | 0.00 | 216,562.63 | 132,732.00 |
| Water Supply & Sustain | CH011 | 06/25/19 | 50 yrs | 2,523,082.18 | 0.00 | 0.00 | 50,461.64 | 201,846.57 | 50,461.64 | 0.00 | 252,308.22 | 2,270,773.96 |
| Total Infrastructure & Improv. | | | | 3,599,674.98 | 0.00 | 0.00 | 71,993.50 | 847,802.12 | 71,993.50 | 0.00 | 919,795.62 | 2,679,879.36 |
| Total 00135 | | | | | | | | | | | | 2,679,879.36 |



SORT ORDER: JEID

JE ID. Date Description Second Reference 2ndDt/PEID Batch/ContNo Prep/ACG Hit/Tp CkNo/Views
=====

G R A N D T O T A L

JOB COST ACCOUNT JOB ORG Title JOB OBJ Description Debit Credit Misc Last Rec. Off. Note
=====

G R A N D: Primary 2,130,874.20 2,130,874.20

Final Budget Check

No Budget Errors

SORT ORDER: JEID

| Rec | OF | CODING | STRUCTURE | Description | Trns. Desc. | Debit | Credit |
|-----|----|--------|------------|-------------------|--------------------------|------------|------------|
| 1 | 1 | NY | 48425-6817 | Burlingame Hills | Depr.-Infras-Wtr FY23-24 | 102,786.03 | 0.00 |
| 2 | 1 | NY | 00151-0573 | Burlingame Hills | Acc. Depr.-Infra FY23-24 | 0.00 | 102,786.03 |
| 3 | 1 | NY | 00151-0870 | Burlingame Hills | Investment in Fi FY23-24 | 102,786.03 | 0.00 |
| 4 | 1 | NY | 00151-0813 | Burlingame Hills | Fund Balance Ava FY23-24 | 0.00 | 102,786.03 |
| 5 | 1 | NY | 48426-6817 | Emerald Lake Hei | Depr.-Infras-Wtr FY23-24 | 288,161.12 | 0.00 |
| 6 | 1 | NY | 00152-0573 | Emerald Lake Hei | Acc. Depr.-Infra FY23-24 | 0.00 | 288,161.12 |
| 7 | 1 | NY | 00152-0870 | Emerald Lake Hei | Investment in Fi FY23-24 | 288,161.12 | 0.00 |
| 8 | 1 | NY | 00152-0813 | Emerald Lake Hei | Fund Balance Ava FY23-24 | 0.00 | 288,161.12 |
| 9 | 1 | NY | 48427-6812 | Fair Oaks Sewer | Depr. Equipment FY23-24 | 158,526.93 | 0.00 |
| 10 | 1 | NY | 00153-0570 | Fair Oaks Sewer M | Acc. Depr. - Egu FY23-24 | 0.00 | 158,526.93 |
| 11 | 1 | NY | 48427-6817 | Fair Oaks Sewer | Depr.-Infras-Wtr FY23-24 | 304,895.57 | 0.00 |
| 12 | 1 | NY | 00153-0573 | Fair Oaks Sewer M | Acc. Depr.-Infra FY23-24 | 0.00 | 304,895.57 |
| 13 | 1 | NY | 00153-0870 | Fair Oaks Sewer M | Investment in Fi FY23-24 | 463,422.50 | 0.00 |
| 14 | 1 | NY | 00153-0813 | Fair Oaks Sewer M | Fund Balance Ava FY23-24 | 0.00 | 463,422.50 |
| 15 | 1 | NY | 48428-6817 | Harbor Industria | Depr.-Infras-Wtr FY23-24 | 6,697.54 | 0.00 |
| 16 | 1 | NY | 00154-0573 | Harbor Ind Sewer | Acc. Depr.-Infra FY23-24 | 0.00 | 6,697.54 |
| 17 | 1 | NY | 00154-0870 | Harbor Ind Sewer | Investment in Fi FY23-24 | 6,697.54 | 0.00 |
| 18 | 1 | NY | 00154-0813 | Harbor Ind Sewer | Fund Balance Ava FY23-24 | 0.00 | 6,697.54 |
| 19 | 1 | NY | 45431-6817 | Crystal Springs | Depr.-Infras-Wtr FY23-24 | 186,486.49 | 0.00 |
| 20 | 1 | NY | 00157-0573 | Crystal Springs | Acc. Depr.-Infra FY23-24 | 0.00 | 186,486.49 |
| 21 | 1 | NY | 00157-0870 | Crystal Springs | Investment in Fi FY23-24 | 186,486.49 | 0.00 |
| 22 | 1 | NY | 00157-0813 | Crystal Springs | Fund Balance Ava FY23-24 | 0.00 | 186,486.49 |
| 23 | 1 | NY | 45432-6817 | Devonshire Sanit | Depr.-Infras-Wtr FY23-24 | 6,021.44 | 0.00 |
| 24 | 1 | NY | 00158-0573 | Devonshire Co Sa | Acc. Depr.-Infra FY23-24 | 0.00 | 6,021.44 |
| 25 | 1 | NY | 00158-0870 | Devonshire Co Sa | Investment in Fi FY23-24 | 6,021.44 | 0.00 |
| 26 | 1 | NY | 00158-0813 | Devonshire Co Sa | Fund Balance Ava FY23-24 | 0.00 | 6,021.44 |
| 27 | 1 | NY | 45433-6817 | Scenic Heights S | Depr.-Infras-Wtr FY23-24 | 726.02 | 0.00 |
| 28 | 1 | NY | 00159-0573 | Scenic Heights C | Acc. Depr.-Infra FY23-24 | 0.00 | 726.02 |
| 29 | 1 | NY | 00159-0870 | Scenic Heights C | Investment in Fi FY23-24 | 726.02 | 0.00 |
| 30 | 1 | NY | 00159-0813 | Scenic Heights C | Fund Balance Ava FY23-24 | 0.00 | 726.02 |
| 31 | 1 | NY | 45430-6817 | Oak Knoll Sewer | Depr.-Infras-Wtr FY23-24 | 252.48 | 0.00 |
| 32 | 1 | NY | 00156-0573 | Oak Knoll Manor | Acc. Depr.-Infra FY23-24 | 0.00 | 252.48 |
| 33 | 1 | NY | 00156-0870 | Oak Knoll Manor | Investment in Fi FY23-24 | 252.48 | 0.00 |
| 34 | 1 | NY | 00156-0813 | Oak Knoll Manor | Fund Balance Ava FY23-24 | 0.00 | 252.48 |
| 35 | 1 | NY | 48429-6817 | Kensington Squar | Depr.-Infras-Wtr FY23-24 | 10,883.48 | 0.00 |
| 36 | 1 | NY | 00155-0573 | Kensington Squar | Acc. Depr.-Infra FY23-24 | 0.00 | 10,883.48 |
| 37 | 1 | NY | 00155-0870 | Kensington Squar | Investment in Fi FY23-24 | 10,883.48 | 0.00 |
| 38 | 1 | NY | 00155-0813 | Kensington Squar | Fund Balance Ava FY23-24 | 0.00 | 10,883.48 |

Primary Entries 2,130,874.20
 JE JE558792 TOTAL 2,130,874.20
 GRAND TOTAL 2,130,874.20

SEWER AND SANITATION DISTRICTS
 SCHEDULE OF FIXED ASSETS AND ACCUMULATED DEPRECIATION
 AS OF JUNE 30, 2024

As of 06/30/24

| Ref Code | Particulars | Ref.# | Deprec/Amortzd | Date Completed | Estimated Life | Cost 6/30/2023 | FY 2023-24 | | Annual Depn | Accum Depn 6/30/2023 | FY 2023-24 | | Accum Depn 6/30/2024 | Net Book Val 6/30/2024 |
|---------------------------------|--|-------|----------------|----------------|----------------|----------------------|-------------|-------------|-------------------|----------------------|-------------------|-------------|----------------------|------------------------|
| | | | | | | | Additions | Adjust/Disp | | | Provision | Adjustment | | |
| Burlingame Hills (00151) | | | | | | | | | | | | | | |
| 0515 | Property Rights | 48425 | | | | 5,226.00 | 0.00 | 0.00 | 0.00 | 0.00 | 0.00 | 0.00 | 0.00 | 5,226.00 |
| 0540 | | | | | | 0.00 | 0.00 | 0.00 | 0.00 | 0.00 | 0.00 | 0.00 | 0.00 | 0.00 |
| | Total 0540 | | | | | 0.00 | 0.00 | 0.00 | 0.00 | 0.00 | 0.00 | 0.00 | 0.00 | 0.00 |
| 0557 | Adeline Dr & Canyon Rd Capacity Improvment Proj | SB004 | Deprec | 5/31/2017 | 50 yrs | 2,393,203.51 | 0.00 | 0.00 | 47,864.07 | 290,712.47 | 47,864.07 | 0.00 | 338,576.54 | 2,054,626.97 |
| 0557 | Hillside/Adeline Area Sanitary Sewer Collection System Rehab | SB005 | Deprec | 11/16/2021 | 50 yrs | 2,631,187.52 | 0.00 | 0.00 | 52,623.75 | 85,513.59 | 52,623.75 | 0.00 | 138,137.34 | 2,493,050.18 |
| 0557 | 2017 Sewer Rehab | S0201 | Deprec | 4/5/2021 | 50 yrs | 114,910.33 | 0.00 | 0.00 | 2,298.21 | 5,170.96 | 2,298.21 | 0.00 | 7,469.17 | 107,441.16 |
| 0557 | Sewage Coll Facil I | | Deprec | | | 85,737.95 | 0.00 | 0.00 | 0.00 | 85,737.95 | 0.00 | 0.00 | 85,737.95 | 0.00 |
| 0557 | Sewage Coll Facil II | | Deprec | | | 47,205.94 | 0.00 | 0.00 | 0.00 | 47,205.94 | 0.00 | 0.00 | 47,205.94 | 0.00 |
| 0557 | Sewage Treat Rights | | Amort | | 40 yrs | 28,231.27 | 0.00 | 0.00 | 0.00 | 28,231.27 | 0.00 | 0.00 | 28,231.27 | 0.00 |
| | Total 0557 | | | | | 5,300,476.52 | 0.00 | 0.00 | 102,786.03 | 542,572.19 | 102,786.03 | 0.00 | 645,358.22 | 4,655,118.30 |
| | Total 00151 | | | | | 0.00 | 0.00 | 0.00 | 0.00 | 0.00 | 0.00 | 0.00 | 617,126.95 | 4,660,344.30 |
| Emerald Lake Hts (00152) | | | | | | | | | | | | | | |
| 0515 | Property Rights | 48426 | | | | 10,300.00 | 0.00 | 0.00 | 0.00 | 0.00 | 0.00 | 0.00 | 0.00 | 10,300.00 |
| 0515 | Right of Way | | | | | 558,163.89 | 0.00 | 0.00 | 0.00 | 0.00 | 0.00 | 0.00 | 0.00 | 558,163.89 |
| | Total 0515 | | | | | 568,463.89 | 0.00 | 0.00 | 0.00 | 0.00 | 0.00 | 0.00 | 0.00 | 568,463.89 |
| 0540 | | | | | | 0.00 | 0.00 | 0.00 | 0.00 | 0.00 | 0.00 | 0.00 | 0.00 | 0.00 |
| | Total 00152 | | | | | 0.00 | 0.00 | 0.00 | 0.00 | 0.00 | 0.00 | 0.00 | 0.00 | 0.00 |
| 0557 | Sewage Coll Facil | | Deprec | | 50 yrs | 218,186.00 | 0.00 | 0.00 | 0.00 | 218,186.00 | 0.00 | 0.00 | 218,186.00 | 0.00 |
| 0557 | Sewer Construction | | Deprec | | 50 yrs | 12,776,999.49 | 0.00 | 0.00 | 255,539.99 | 9,540,159.78 | 255,539.99 | 0.00 | 9,795,699.77 | 2,981,299.72 |
| 0557 | Sewer Line Relocation | SE005 | Deprec | 6/30/2018 | 50 yrs | 277,188.55 | 0.00 | 0.00 | 5,543.77 | 27,718.86 | 5,543.77 | 0.00 | 33,262.63 | 243,925.92 |
| 0557 | 2017 Sewer Rehab | S0201 | Deprec | 4/5/2021 | 50 yrs | 976,643.34 | 0.00 | 0.00 | 19,532.87 | 43,948.95 | 19,532.87 | 0.00 | 63,481.82 | 913,161.52 |
| 0557 | Park & Sprindale Sewer Line | SE201 | Deprec | 1/2010 | 50 yrs | 331,512.98 | 0.00 | 0.00 | 6,630.26 | 89,508.51 | 6,630.26 | 0.00 | 96,138.77 | 235,374.21 |
| 0557 | Woodhue Court Sewer Line | SE301 | Deprec | 1/2010 | 50 yrs | 45,711.75 | 0.00 | 0.00 | 914.24 | 12,342.19 | 914.24 | 0.00 | 13,256.43 | 32,455.33 |
| | Total 0557 | | | | | 14,626,242.11 | 0.00 | 0.00 | 288,161.12 | 9,931,864.28 | 288,161.12 | 0.00 | 10,220,025.40 | 4,406,216.71 |
| | Total 00152 | | | | | 0.00 | 0.00 | 0.00 | 0.00 | 0.00 | 0.00 | 0.00 | 4,974,680.60 | 0.00 |
| Fair Oaks Sewer (00153) | | | | | | | | | | | | | | |
| 0510 | Land | 48427 | | | | 17,014.00 | 0.00 | 0.00 | 0.00 | 0.00 | 0.00 | 0.00 | 0.00 | 17,014.00 |

SEWER AND SANITATION DISTRICTS
 SCHEDULE OF FIXED ASSETS AND ACCUMULATED DEPRECIATION
 AS OF JUNE 30, 2024

As of 06/30/24

| Ref Code | Particulars | Ref.# | Deprec/Amortzd | Date Completed | Estimated Life | Cost 6/30/2023 | FY 2023-24 | | Cost 6/30/2024 | Annual Depn | Accum Depn 6/30/2023 | FY 2023-24 | | Accum Depn 6/30/2024 | Net Book Val 6/30/2024 |
|--|---|-------|----------------|----------------|----------------|---------------------|-------------|-------------|---------------------|-------------------|----------------------|-------------------|-------------|----------------------|------------------------|
| | | | | | | | Additions | Adjust/Disp | | | | Provision | Adjustment | | |
| 0515 | Property Rights | | | | | 85,500.00 | 0.00 | 0.00 | 85,500.00 | 0.00 | 0.00 | 0.00 | 0.00 | 0.00 | 85,500.00 |
| Equipment (0530): | | | | | | | | | | | | | | | |
| 69536 | Magnetic Flowmeter | | Deprec | 09-83 | 50 yrs | 12,449.67 | 0.00 | 0.00 | 12,449.67 | 248.99 | 9,877.27 | 248.99 | 0.00 | 10,126.26 | 2,323.41 |
| 80069 | Vaporooter Applic Sys | | Deprec | 08-91 | 10 yrs | 0.00 | 0.00 | 0.00 | 0.00 | 0.00 | 0.00 | 0.00 | 0.00 | 0.00 | 0.00 |
| 80078 | Pipe In Line TV Inspec | | Deprec | 10-91 | 10 yrs | 12,595.00 | 0.00 | 0.00 | 12,595.00 | 0.00 | 12,595.00 | 0.00 | 0.00 | 12,595.00 | 0.00 |
| 80061 | 1992 Van Chevrolet | | Deprec | 01-92 | 8 yrs | 47,745.00 | 0.00 | 0.00 | 47,745.00 | 0.00 | 47,745.00 | 0.00 | 0.00 | 47,745.00 | 0.00 |
| 80082 | Ommieye Camera/Storage | | Deprec | 01-92 | 10 yrs | 19,046.00 | 0.00 | 0.00 | 19,046.00 | 0.00 | 19,046.00 | 0.00 | 0.00 | 19,046.00 | 0.00 |
| 80085 | Inspec Vehic/Monitor | | Deprec | 01-92 | 10 yrs | 8,025.00 | 0.00 | 0.00 | 8,025.00 | 0.00 | 8,025.00 | 0.00 | 0.00 | 8,025.00 | 0.00 |
| 80162 | Continuous Rodder | | Deprec | 06-95 | 10 yrs | 91,543.00 | 0.00 | 0.00 | 91,543.00 | 0.00 | 91,543.00 | 0.00 | 0.00 | 91,543.00 | 0.00 |
| 80191 | Continuous Rodder | | Deprec | 06-97 | 10 yrs | 100,736.00 | 0.00 | 0.00 | 100,736.00 | 0.00 | 100,736.00 | 0.00 | 0.00 | 100,736.00 | 0.00 |
| 80061 | TV Inspection Upgrade | | Deprec | 06-02 | 10 yrs. | 21,576.93 | 0.00 | 0.00 | 21,576.93 | 0.00 | 21,576.93 | 0.00 | 0.00 | 21,576.93 | 0.00 |
| 85431 | Sewer Cleaner/Flusher | | Deprec | 09-02 | 10 yrs. | 125,515.88 | 0.00 | 0.00 | 125,515.88 | 0.00 | 125,515.88 | 0.00 | 0.00 | 125,515.88 | 0.00 |
| 85445 | Sewer Truck | | Deprec | 09-04 | 10 yrs | 21,922.91 | 0.00 | 0.00 | 21,922.91 | 0.00 | 21,922.91 | 0.00 | 0.00 | 21,922.91 | 0.00 |
| | Sub-Total | | | | | 461,155.39 | 0.00 | 0.00 | 461,155.39 | 248.99 | 458,582.99 | 248.99 | 0.00 | 458,831.98 | 2,323.41 |
| Items included in Govt Equipment Schedule | | | | | | | | | | | | | | | |
| 96020 | 1 Ton Sewer Truck | SF017 | Deprec | Nov-2012 | 10 yrs | 55,470.15 | 0.00 | 0.00 | 55,470.15 | 0.00 | 55,470.15 | 0.00 | 0.00 | 55,470.15 | 0.00 |
| 96069 | 1 Ton Sewer Truck | SF018 | Deprec | Mar-2014 | 10 yrs | 457,785.19 | 0.00 | 0.00 | 457,785.19 | 45,778.52 | 335,708.50 | 45,778.52 | 0.00 | 381,487.02 | 76,298.17 |
| 97490 | Sewer Flusher Truck | SF018 | Deprec | 10/30/17 | 10 yrs | 250,453.83 | 0.00 | 0.00 | 250,453.83 | 25,045.38 | 141,923.84 | 25,045.38 | 0.00 | 166,969.22 | 83,484.61 |
| 97684 | Rausch MC360 Camera | SF018 | Deprec | 05/15/18 | 8 yrs | 22,765.88 | 0.00 | 0.00 | 22,765.88 | 2,845.74 | 14,584.39 | 2,845.74 | 0.00 | 17,430.13 | 5,335.75 |
| 97842 | Sewer Combo Truck | SF001 | Deprec | 01/08/19 | 12 yrs | 405,853.91 | 0.00 | 0.00 | 405,853.91 | 33,821.16 | 152,195.22 | 33,821.16 | 0.00 | 186,016.38 | 219,837.53 |
| 99162 | Ford Transit 350 Sewer TV Van | SF001 | Deprec | 6/21/22 | 7 yrs | 281,638.32 | 0.00 | 0.00 | 281,638.32 | 40,234.05 | 40,234.05 | 40,234.05 | 0.00 | 80,468.09 | 201,170.23 |
| 96159 | Closed Circuit TV Camera Sy | SF001 | Deprec | Dec-2014 | 10 yrs | 11,322.36 | 0.00 | 0.00 | 11,322.36 | 1,132.24 | 9,624.02 | 1,132.24 | 0.00 | 10,756.25 | 566.11 |
| 96686/06 | 2 2016 Ford F250 4x4 Supercab | SF001 | Deprec | Nov-2015 | 10 yrs | 64,219.14 | 0.00 | 0.00 | 64,219.14 | 6,421.91 | 45,192.12 | 6,421.91 | 0.00 | 51,614.03 | 12,605.11 |
| 099634 | Vivax Vcam6 pipe inspection syst | SF001 | Deprec | 03/31/2023 | 12 yrs | 11,350.09 | 0.00 | 0.00 | 11,350.09 | 945.84 | 236.46 | 945.84 | 0.00 | 1,182.30 | 10,167.79 |
| 99168 | Rotair D15T4F Sewer Compress | SF001 | Deprec | 09/30/2022 | 12 yrs | 24,637.27 | 0.00 | 0.00 | 24,637.27 | 2,053.11 | 1,539.83 | 2,053.11 | 0.00 | 3,592.94 | 21,044.33 |
| | Subtotal | | | | | 1,585,496.14 | 0.00 | 0.00 | 1,585,496.14 | 159,277.94 | 796,708.57 | 159,277.94 | 0.00 | 954,986.51 | 630,509.63 |
| | TOTAL 0530 | | | | | 2,046,651.53 | 0.00 | 0.00 | 2,046,651.53 | 159,277.94 | 1,255,291.56 | 158,526.93 | 0.00 | 1,413,818.49 | 632,833.04 |
| 0540 | Middlefield Rd Sewer Rehab | SF021 | In Progress | | | 2,850,737.23 | 9,847.84 | 0.00 | 2,860,585.07 | 0.00 | 0.00 | 0.00 | 0.00 | 0.00 | 2,860,585.07 |
| 0540 | FOSMD-Lloydten Park Ln Sewer Relocation | SF024 | In Progress | | | 84,346.98 | 0.00 | 0.00 | 84,346.98 | 0.00 | 0.00 | 0.00 | 0.00 | 0.00 | 84,346.98 |
| 0540 | FOSMD-Sanitary Sewer Trunk Line Replacement | SF028 | In Progress | | | 88,962.64 | 519,517.64 | 0.00 | 608,480.28 | 0.00 | 0.00 | 0.00 | 0.00 | 0.00 | 608,480.28 |

SEWER AND SANITATION DISTRICTS
 SCHEDULE OF FIXED ASSETS AND ACCUMULATED DEPRECIATION
 AS OF JUNE 30, 2024

As of 06/30/24

| Ref Code | Particulars | Ref # | Deprec/Amortzd | Date Completed | Estimated Life | Cost 6/30/2023 | FY 2023-24 | | Cost 6/30/2024 | Annual Depn | Accum Depn 6/30/2023 | FY 2023-24 | | Accum Depn 6/30/2024 | Net Book Val 6/30/2024 |
|----------|--|--------------|----------------|----------------|----------------|----------------------|------------------------------------|----------------------|-------------------|---------------------|----------------------|-------------|---------------------|----------------------|------------------------|
| | | | | | | | Additions | Adjust/Disp | | | | Provision | Adjustment | | |
| 0540 | FOSMD-8th & 16th Avenues SS | SF029 | In Progress | | | 0.00 | 81,414.15 | 0.00 | 81,414.15 | 0.00 | 0.00 | 0.00 | 0.00 | 0.00 | 81,414.15 |
| 0540 | FOSMD-Sewer Rehabilitation Prj | SF030 | In Progress | | | 0.00 | 5,451.04 | 0.00 | 5,451.04 | 0.00 | 0.00 | 0.00 | 0.00 | 0.00 | 5,451.04 |
| 0540 | Fair Oaks #4 Sewer Rehab | SF901 | Deprec | 5/6/2024 | 50 yrs | 2,765,993.53 | 989,590.67 (3,755,574.20) | 0.00 | 0.00 | 0.00 | 0.00 | 0.00 | 0.00 | 0.00 | 0.00 |
| | Total 0540 | | | | | 5,790,030.38 | 1,605,821.34 (3,755,574.20) | 3,640,277.52 | 0.00 | 0.00 | 0.00 | 0.00 | 0.00 | 0.00 | 3,640,277.52 |
| 0557 | Sewage Coll Rights | | Amort | | 50 yrs | 106,854.24 | 0.00 | 106,854.24 | 0.00 | 106,854.24 | 0.00 | 0.00 | 0.00 | 106,854.24 | 0.00 |
| 0557 | Sewage Treat Rights | | Amort | | 40 yrs | 593,553.19 | 0.00 | 593,553.19 | 0.00 | 593,553.19 | 0.00 | 0.00 | 0.00 | 593,553.19 | 0.00 |
| 0557 | Sewage Coll Facil | | Deprec | | 50 yrs | 2,033,928.21 | 0.00 | 2,033,928.21 | 0.00 | 2,033,928.21 | 0.00 | 0.00 | 0.00 | 2,033,928.21 | 0.00 |
| 0557 | Sewer Main By-Pass | | Deprec | | 50 yrs | 264,831.00 | 0.00 | 264,831.00 | 5,296.62 | 137,712.12 | 5,296.62 | 0.00 | 143,008.74 | 121,822.26 | |
| 0557 | Bay Road # 4 | SF400 | Deprec | 7/1/2003 | 50 yrs | 862,611.43 | 0.00 | 862,611.43 | 17,252.23 | 345,044.58 | 17,252.23 | 0.00 | 362,296.81 | 500,314.62 | |
| 0557 | Selby Lane # 3 | SF500 | Deprec | 7/1/2003 | 50 yrs | 754,087.26 | 0.00 | 754,087.26 | 15,081.75 | 301,634.95 | 15,081.75 | 0.00 | 316,716.70 | 437,370.56 | |
| 0557 | Sewer Rehab #3 | SF700 | Deprec | 5/31/2005 | 50 yrs | 1,751,693.72 | 0.00 | 1,751,693.72 | 35,033.87 | 633,529.25 | 35,033.87 | 0.00 | 668,563.12 | 1,083,130.60 | |
| 0557 | Sewer Main Repl #2 | SF600 | Deprec | 3/31/2007 | 50 yrs | 2,855,277.89 | 0.00 | 2,855,277.89 | 57,105.56 | 934,223.17 | 57,105.56 | 0.00 | 991,328.72 | 1,863,949.17 | |
| 0557 | Rutherford Ave Sewer Line | SF014 | Deprec | 7/30/2010 | 50 yrs | 240,979.07 | 0.00 | 240,979.07 | 4,819.58 | 62,654.56 | 4,819.58 | 0.00 | 67,474.14 | 173,504.93 | |
| 0557 | Eleanor Dr. Sewer Rehab | SF015 | Deprec | 4/30/2017 | 50 yrs | 2,494,306.26 | 0.00 | 2,494,306.26 | 49,886.13 | 307,296.60 | 49,886.13 | 0.00 | 357,182.73 | 2,137,123.53 | |
| 0557 | 14th Ave Sewer Rehab | SF016 | Deprec | 9/22/2010 | 50 yrs | 26,028.00 | 0.00 | 26,028.00 | 520.56 | 6,680.52 | 520.56 | 0.00 | 7,201.08 | 18,826.92 | |
| 0557 | Interceptor Flow Meter Rehab | SF019 | Deprec | 10/2/2015 | 20 yrs | 961,348.28 | 0.00 | 961,348.28 | 48,067.41 | 372,522.45 | 48,067.41 | 0.00 | 420,589.87 | 540,758.41 | |
| 0557 | Sewer Rehab 7th Ave between Middlefield & Edison | SF020 | Deprec | 2/28/2018 | 50 yrs | 736,740.49 | 0.00 | 736,740.49 | 14,734.81 | 78,565.53 | 14,734.81 | 0.00 | 93,300.34 | 643,440.15 | |
| 0557 | Alexander Ave Sewer Rehab | SF023 | Deprec | 4/12/2021 | 50 yrs | 1,412,458.82 | 0.00 | 1,412,458.82 | 28,249.18 | 62,474.47 | 28,249.18 | 0.00 | 90,723.65 | 1,321,735.17 | |
| 0557 | FOSMD-Loyola Ave Sewer Rehab | SF025 | Deprec | 11/9/2020 | 50 yrs | 542,500.40 | 0.00 | 542,500.40 | 10,850.01 | 28,626.19 | 10,850.01 | 0.00 | 39,476.19 | 503,024.21 | |
| 0557 | FOSMD-Encina Ave Sanitary Sewer Rehab | SF026 | Deprec | 2/16/2023 | 50 yrs | 273,964.41 | 0.00 | 273,964.41 | 5,479.29 | 2,054.73 | 5,479.29 | 0.00 | 7,594.02 | 266,430.39 | |
| 0540 | Fair Oaks #4 Sewer Rehab | SF901 | Deprec | 5/6/2024 | 50 yrs | 0.00 | 3,755,574.20 | 12,518.58 | 0.00 | 0.00 | 12,518.58 | 0.00 | 12,518.58 | 3,743,055.62 | |
| | Total 0557 | | | | | 15,911,162.67 | 3,755,574.20 | 19,666,736.87 | 304,895.57 | 6,007,354.76 | 304,895.57 | 0.00 | 6,312,250.33 | 13,354,486.54 | |
| | Total 00153 | | | | | | | | 463,422.50 | | | | 5,611,842.90 | 17,730,111.10 | |
| | Harbor Industrial (00154) | 48428 | | | | | | | | | | | | | |
| 0515 | Property Rights | | | | | 0.00 | 0.00 | 0.00 | 0.00 | 0.00 | 0.00 | 0.00 | 0.00 | 0.00 | 0.00 |
| 0540 | | | | | | | | 0.00 | | | | | | | 0.00 |
| 0557 | 2017 Sewer Rehab | S0201 | Deprec | 4/5/2021 | 50 yrs | 334,876.92 | 0.00 | 334,876.92 | 6,697.54 | 15,069.46 | 6,697.54 | 0.00 | 21,767.00 | 313,109.92 | |
| 0557 | Sewage Coll Facil | | Deprec | | 50 yrs | 125,080.00 | 0.00 | 125,080.00 | 0.00 | 125,080.00 | 0.00 | 0.00 | 125,080.00 | 0.00 | |
| 0557 | Sewage Coll Rights | | Amort | | 50 yrs | 70,223.50 | 0.00 | 70,223.50 | 0.00 | 70,223.50 | 0.00 | 0.00 | 70,223.50 | 0.00 | |
| 0557 | Sewage Treat Rights | | Amort | | 40 yrs | 50,000.00 | 0.00 | 50,000.00 | 0.00 | 50,000.00 | 0.00 | 0.00 | 50,000.00 | 0.00 | |
| | Total 0557 | | | | | 580,180.42 | 0.00 | 580,180.42 | 6,697.54 | 260,372.96 | 6,697.54 | 0.00 | 267,070.50 | 313,109.92 | |
| | Total 00154 | | | | | | | | | | | | 120,223.50 | 313,109.92 | |

SEWER AND SANITATION DISTRICTS
 SCHEDULE OF FIXED ASSETS AND ACCUMULATED DEPRECIATION
 AS OF JUNE 30, 2024

As of 06/30/24

| Ref Code | Particulars | Ref.# | Deprec/Amortzd | Date Completed | Estimated Life | Cost | | FY 2023-24 | | FY 2023-24 | | Accum Depn 6/30/2023 | Annual Depn | FY 2023-24 Provision | Adjustment | Accum Depn 6/30/2024 | Net Book Val 6/30/2024 |
|----------|--------------------------------|-------|----------------|----------------|----------------|---------------------|-----------|------------------|-------------|------------|---------------------|----------------------|-------------|----------------------|------------|----------------------|------------------------|
| | | | | | | 6/30/2023 | 6/30/2024 | Additions | Adjust/Disp | | | | | | | | |
| 0540 | Kensington Square (00155) | 48429 | | | | | 0.00 | | | | | 0.00 | 0.00 | 0.00 | | 0.00 | 0.00 |
| 0557 | Sewage Coll Facil | | Deprec | | 50 yrs | 13,926.00 | | 0.00 | | | 13,926.00 | 0.00 | 0.00 | 0.00 | | 13,926.00 | 0.00 |
| 0557 | 2017 Sewer Rehab | S0201 | Deprec | 4/5/2021 | 50 yrs | 544,174.04 | | 0.00 | | | 24,487.83 | 10,883.48 | 0.00 | 0.00 | | 35,371.31 | 508,802.73 |
| | Total 0557 | | | | | 558,100.04 | | 0.00 | | | 38,413.83 | 10,883.48 | 0.00 | 0.00 | | 49,297.31 | 508,802.73 |
| | Total 00155 | | | | | | | | | | | | | | | | 508,802.73 |
| | Oak Knoll Sewer (00156) | 45430 | | | | | | | | | | | | | | | |
| 0515 | Easements | | | | | 5,000.00 | | 0.00 | | | 0.00 | 0.00 | 0.00 | 0.00 | | 0.00 | 5,000.00 |
| 0540 | | | | | | | 0.00 | | | | 0.00 | 0.00 | 0.00 | 0.00 | | 0.00 | 0.00 |
| 0557 | 2017 Sewer Rehab | S0201 | Deprec | 4/5/2021 | 50 yrs | 12,623.90 | | 0.00 | | | 568.08 | 252.48 | 0.00 | 0.00 | | 820.55 | 11,803.35 |
| 0557 | Sewage Coll Facil | | Deprec | | 50 yrs | 20,071.00 | | 0.00 | | | 20,071.00 | 0.00 | 0.00 | 0.00 | | 20,071.00 | 0.00 |
| | Total 0557 | | | | | 32,694.90 | | 0.00 | | | 20,639.08 | 252.48 | 0.00 | 0.00 | | 20,891.55 | 11,803.35 |
| | Total 00156 | | | | | | | | | | | | | | | | 16,803.35 |
| | Crystal Springs (00157) | 45431 | | | | | | | | | | | | | | | |
| 0515 | Property Rights | | | | | 25,769.00 | | 22,795.00 | | | 0.00 | 0.00 | 0.00 | 0.00 | | 0.00 | 48,564.00 |
| | Total 0515 | | | | | 25,769.00 | | 22,795.00 | | | 0.00 | 0.00 | 0.00 | 0.00 | | 0.00 | 48,564.00 |
| 0530 | Flow Meters(Prop#89330) | SC006 | | 4/29/2011 | 10 yrs | 17,646.12 | | 0.00 | | | 17,646.12 | 0.00 | 0.00 | 0.00 | | 17,646.12 | 0.00 |
| 0540 | | | | | | | 0.00 | | | | 0.00 | 0.00 | 0.00 | 0.00 | | 0.00 | 0.00 |
| | Total 0540 | | | | | 0.00 | | 0.00 | | | 0.00 | 0.00 | 0.00 | 0.00 | | 0.00 | 0.00 |
| 0557 | Sewage Coll Facil | | Deprec | | 50 yrs | 969,480.81 | | 0.00 | | | 969,480.81 | 0.00 | 0.00 | 0.00 | | 969,480.81 | 0.00 |
| 0557 | Seneca Ln Storm Damage | SMF51 | Deprec | 4/16/2020 | 50 yrs | 3,542,780.36 | | 0.00 | | | 226,569.63 | 70,855.61 | 0.00 | 0.00 | | 297,425.23 | 3,245,355.13 |
| 0557 | Sanitary Sewer System Cap | SC005 | Deprec | 3/2/2015 | 20 yrs | 1,999,285.73 | | 0.00 | | | 832,895.66 | 99,964.29 | 0.00 | 0.00 | | 932,859.95 | 1,066,425.78 |
| 0557 | Polhemus Sewer Main | SC100 | Deprec | 9/30/2003 | 50 yrs | 783,329.63 | | 0.00 | | | 309,415.17 | 15,666.59 | 0.00 | 0.00 | | 325,081.76 | 458,247.87 |
| | Total 0557 | | | | | 7,294,876.53 | | 0.00 | | | 2,338,361.26 | 186,486.49 | 0.00 | 0.00 | | 2,524,847.75 | 4,770,028.78 |
| | Total 00157 | | | | | | | | | | | | | | | | 4,818,592.79 |

SEWER AND SANITATION DISTRICTS
 SCHEDULE OF FIXED ASSETS AND ACCUMULATED DEPRECIATION
 AS OF JUNE 30, 2024

As of 06/30/24

| Ref Code | Particulars | Ref.# | Deprec/ Amortzd | Date Completed | Estimated Life | Cost | | FY 2023-24 | | Annual Depn | Accum Depn | | Net Book Val |
|----------|-------------------------------|--------------|-----------------|----------------|----------------|-------------------|-------------|-------------|-----------------|-------------------|-----------------|-------------|-------------------|
| | | | | | | 6/30/2023 | 6/30/2024 | Additions | Adjust/Disp | | 6/30/2023 | 6/30/2024 | |
| | Devonshire (00158) | 45432 | | | | | | | | | | | |
| 0515 | Property Rights | | | | | 7,266.00 | 0.00 | 0.00 | 0.00 | 0.00 | 0.00 | 0.00 | 7,266.00 |
| 0540 | | | | | | 0.00 | | | 0.00 | 0.00 | 0.00 | 0.00 | 0.00 |
| 0557 | 2017 Sewer Rehab | S0201 | Deprec | 4/5/2021 | 50 yrs | 301,072.20 | 0.00 | 0.00 | 6,021.44 | 13,548.25 | 6,021.44 | 0.00 | 19,569.69 |
| 0557 | Sewage Coll Facil | | Deprec | | 50 yrs | 164,380.00 | 0.00 | 0.00 | 0.00 | 164,380.00 | 0.00 | 0.00 | 164,380.00 |
| | Total 0557 | | | | | 465,452.20 | 0.00 | 0.00 | 6,021.44 | 177,928.25 | 6,021.44 | 0.00 | 183,949.69 |
| | Total 00158 | | | | | | | | | | | | 288,768.51 |
| | Scenic Heights (00159) | 45433 | | | | | | | | | | | |
| 0515 | Property Rights | | | | | 0.00 | 0.00 | 0.00 | 0.00 | 0.00 | 0.00 | 0.00 | 0.00 |
| 0540 | | | | | | 0.00 | | | 0.00 | 0.00 | 0.00 | 0.00 | 0.00 |
| 0557 | Sewage Coll Facil | | Deprec | | 50 yrs | 28,039.00 | 0.00 | 0.00 | 0.00 | 28,039.00 | 0.00 | 0.00 | 28,039.00 |
| 0557 | 2017 Sewer Rehab | S0201 | Deprec | 4/5/2021 | 50 yrs | 36,301.02 | 0.00 | 0.00 | 726.02 | 1,633.55 | 726.02 | 0.00 | 2,359.57 |
| | Total 0557 | | | | | 64,340.02 | 0.00 | 0.00 | 726.02 | 29,672.55 | 726.02 | 0.00 | 30,398.57 |
| | Total 00159 | | | | | | | | | | | | 33,941.45 |

SORT ORDER: JEID

| JE ID. | Date | Description | Second Reference | 2ndDt/PEID | Batch/ContNo | Prep/ACC | Hit/Tp | CkNo/Views |
|------------------|-----------------------------|-------------------------------|------------------|------------|----------------|-----------|--------|------------|
| JES57277 | 06/30/2024 | FY23-24 Depr-Lighting | | | J00705A4 | POONC | N | |
| | | | | | | | | YNNN |
| CODING STRUCTURE | SUB UNIT Title | SUB ACCT Description / | | | | | | TACG |
| JOB COST ACCOUNT | JOB OBJ Title | JOB OBJ Description | Debit | Credit | Misc Last Rec. | Off. Note | | |
| 48447-6819 | Colma Lighting District | Depr.-Infras-Lightg | 12,348.98 | 0.00 | NO | 1 1 NY | | |
| 00228-0575 | Colma Lighting District | Fun Acc. Depr.-Infras-Lightg | 0.00 | 12,348.98 | NO | 2 1 NY | | |
| 00228-0870 | Colma Lighting District | Fun Investment in Fixed Asset | 12,348.98 | 0.00 | NO | 3 1 NY | | |
| 00228-0813 | Colma Lighting District | Fun Fund Balance Available | 0.00 | 12,348.98 | NO | 4 1 NY | | |
| 45452-6819 | Menlo Park Lighting Distric | Depr.-Infras-Lightg | 27,988.39 | 0.00 | NO | 5 1 NY | | |
| 00233-0575 | Menlo Park Lighting Dist | Fu Acc. Depr.-Infras-Lightg | 0.00 | 27,988.39 | NO | 6 1 NY | | |
| 00233-0870 | Menlo Park Lighting Dist | Fu Investment in Fixed Asset | 27,988.39 | 0.00 | NO | 7 1 NY | | |
| 00233-0813 | Menlo Park Lighting Dist | Fu Fund Balance Available | 0.00 | 27,988.39 | NO | 8 1 NY | | |

TEXT RECORD: JES57277 00 To take up depreciation expense for FY 2023-2024 in Lighting Districts.
 JE TOTAL: Primary 80,674.74 80,674.74

SORT ORDER: JEID

JE ID. Date Description Second Reference 2ndDt/PEID Batch/ContNo Prep/ACG Hit/Tp CkNo/Views
=====

G R A N D T O T A L

JOB COST ACCOUNT JOB ORG Title JOB OBJ Description Debit Credit Misc Last Rec. Off. Note
=====

G R A N D: Primary 80,674.74 80,674.74

Final Budget Check

No Budget Errors

SORT ORDER: JEID

| Rec | OF | CODING | STRUCTURE | Description | Trns. Desc. | Debit | Credit | |
|-------------------|----|--------|------------|-----------------------------------|-----------------|-----------|-----------|-----------|
| 1 | 1 | NY | 48447-6819 | Colma Lighting D Depr.-Infras-Lig | FY23-24 Depr-Li | 12,348.98 | 0.00 | |
| 2 | 1 | NY | 00228-0575 | Colma Lighting D Acc. Depr.-Infra | FY23-24 Depr-Li | 0.00 | 12,348.98 | |
| 3 | 1 | NY | 00228-0870 | Colma Lighting D Investment in Fi | FY23-24 Depr-Li | 12,348.98 | 0.00 | |
| 4 | 1 | NY | 00228-0813 | Colma Lighting D Fund Balance Ava | FY23-24 Depr-Li | 0.00 | 12,348.98 | |
| 5 | 1 | NY | 45452-6819 | Menlo Park Light Depr.-Infras-Lig | FY23-24 Depr-Li | 27,988.39 | 0.00 | |
| 6 | 1 | NY | 00233-0575 | Menlo Park Light Acc. Depr.-Infra | FY23-24 Depr-Li | 0.00 | 27,988.39 | |
| 7 | 1 | NY | 00233-0870 | Menlo Park Light Investment in Fi | FY23-24 Depr-Li | 27,988.39 | 0.00 | |
| 8 | 1 | NY | 00233-0813 | Menlo Park Light Fund Balance Ava | FY23-24 Depr-Li | 0.00 | 27,988.39 | |
| Primary Entries | | | | | | | 80,674.74 | 80,674.74 |
| JE JE557277 TOTAL | | | | | | | 80,674.74 | 80,674.74 |
| GRAND TOTAL | | | | | | | 80,674.74 | 80,674.74 |

LIGHTING DISTRICTS
 SCHEDULE OF FIXED ASSETS AND ACCUMULATED DEPRECIATION
 AS OF JUNE 30, 2024

As of 6/30/24

| Particulars | Date Completed | Est Life | Cost 6/30/2023 | FY 2023-24 | | Annual Depn | Accum Depn 6/30/2023 | FY 2023-24 | | Accum Depn 6/30/2024 | Net Book Val 6/30/2024 |
|-----------------------------------|----------------|----------|---------------------|-------------|-------------|------------------|----------------------|------------------|-------------|----------------------|------------------------|
| | | | | Additions | Adjust/Disp | | | Provision | Write-Off | | |
| 00132 CSA # 6(48465) | 85-86 | 20 | 12,600.00 | 0.00 | 0.00 | 0.00 | 12,600.00 | 0.00 | 0.00 | 12,600.00 | 0.00 |
| 00226 Bel-Aire(48445) | 85-86 | 20 | 29,300.00 | 0.00 | 0.00 | 0.00 | 29,300.00 | 0.00 | 0.00 | 29,300.00 | 0.00 |
| 00227 Belmont(48446) | 85-86 | 20 | 7,200.00 | 0.00 | 0.00 | 0.00 | 7,200.00 | 0.00 | 0.00 | 7,200.00 | 0.00 |
| 00228 Colima(48447): | 85-86 | 20 | 52,400.00 | 0.00 | 0.00 | 0.00 | 52,400.00 | 0.00 | 0.00 | 52,400.00 | 0.00 |
| Street Lights (LC002) | Jun-10 | 20 | 246,979.63 | 0.00 | 0.00 | 12,348.98 | 160,536.76 | 12,348.98 | 0.00 | 172,885.74 | 74,093.89 |
| Sub-Total | | | 299,379.63 | 0.00 | 0.00 | 12,348.98 | 212,936.76 | 12,348.98 | 0.00 | 225,285.74 | 74,093.89 |
| 00229 El Granada(48448) | 85-86 | 20 | 13,700.00 | 0.00 | 0.00 | 0.00 | 13,700.00 | 0.00 | 0.00 | 13,700.00 | 0.00 |
| 00230 Emerald Lake(48449): | 85-86 | 20 | 42,400.00 | 0.00 | 0.00 | 0.00 | 42,400.00 | 0.00 | 0.00 | 42,400.00 | 0.00 |
| 00233 Menlo Park(45452): | 85-86 | 20 | 69,400.00 | 0.00 | 0.00 | 0.00 | 69,400.00 | 0.00 | 0.00 | 69,400.00 | 0.00 |
| Street Lights | 06-03 | 20 | 326,823.33 | 0.00 | 0.00 | 0.00 | 326,823.33 | 0.00 | 0.00 | 326,823.33 | 0.00 |
| Middlefield Rd U/Ground | 15-16 | 20 | 559,767.89 | 0.00 | 0.00 | 27,988.39 | 195,918.75 | 27,988.39 | 0.00 | 223,907.14 | 335,860.75 |
| Redesign Light System-LM004 | | | 955,991.22 | 0.00 | 0.00 | 27,988.39 | 592,142.08 | 27,988.39 | 0.00 | 620,130.47 | 335,860.75 |
| Sub-Total | | | | | | | | | | | |
| 00234 Montara(45453): | 85-86 | 20 | 22,600.00 | 0.00 | 0.00 | 0.00 | 22,600.00 | 0.00 | 0.00 | 22,600.00 | 0.00 |
| Street Lights | 06/30/04 | 10 yrs | 67,676.16 | 0.00 | 0.00 | 0.00 | 67,676.16 | 0.00 | 0.00 | 67,676.16 | 0.00 |
| Montara Equipment: | | | | | | | | | | | |
| 2004 Cab/Chassis | | | | | | | | | | | |
| GRAND TOTAL | | | 1,450,847.01 | 0.00 | 0.00 | 40,337.37 | 1,000,555.00 | 40,337.38 | 0.00 | 1,040,892.38 | 409,954.63 |

