

COUNTY OF SAN MATEO



FY 2024-25 Mid-Year Financial Report

February 2025



Mid-Year Budget Highlights

“Never doubt that a small group of thoughtful, committed, citizens can change the world. Indeed, it is the only thing that ever has.”

- Margaret Mead




County & Stakeholder Federal Priorities Event

1. Reductions in Federal Funding
2. Challenges with communication and misinformation
3. Housing and homelessness, (including workforce impacts)
4. Information, training, and legal services for immigrants
5. Enhanced emergency services



Housing & Homelessness

- Safety Net Services
- Navigation Center Operations
- Addressing Homeless Encampments
- Increasing Permanent Supportive Housing





Children, Families & Seniors



- Children & Family Services Unit
 - Intake & Emergency Response Program
 - Adoption Program
 - Wellbeing Investments
- Aging and Adult Services Unit
 - Area Agency on Aging (AAA)
 - In-Home Supportive Services (IHSS)
 - Adult Protective Services (APS)



Emergency Preparedness

- Critical priority for the County
- Department of Emergency Management strategic projects
 - Tailored toolkits
 - Inclusive planning guides
- Large-scale biomass removal project





Countywide **Equity** Initiative



- Shared Prosperity Coordinating Council
- Creation of Office of Labor Standards & Enforcement (OLSE)
- Procurement policies & practices
- Equity Ordinance as of January 1, 2025



A photograph of three children standing on a wooden deck overlooking the ocean. They are holding up handmade frames made of cardboard with photos of birds taped to them. The child on the left has blonde hair in a ponytail and is wearing a grey sweater. The child in the middle has long brown hair and is wearing a blue jacket and khaki shorts. The child on the right is wearing a grey hoodie and green patterned pants. The background shows a vast ocean under a cloudy sky.

Update on Financial Conditions

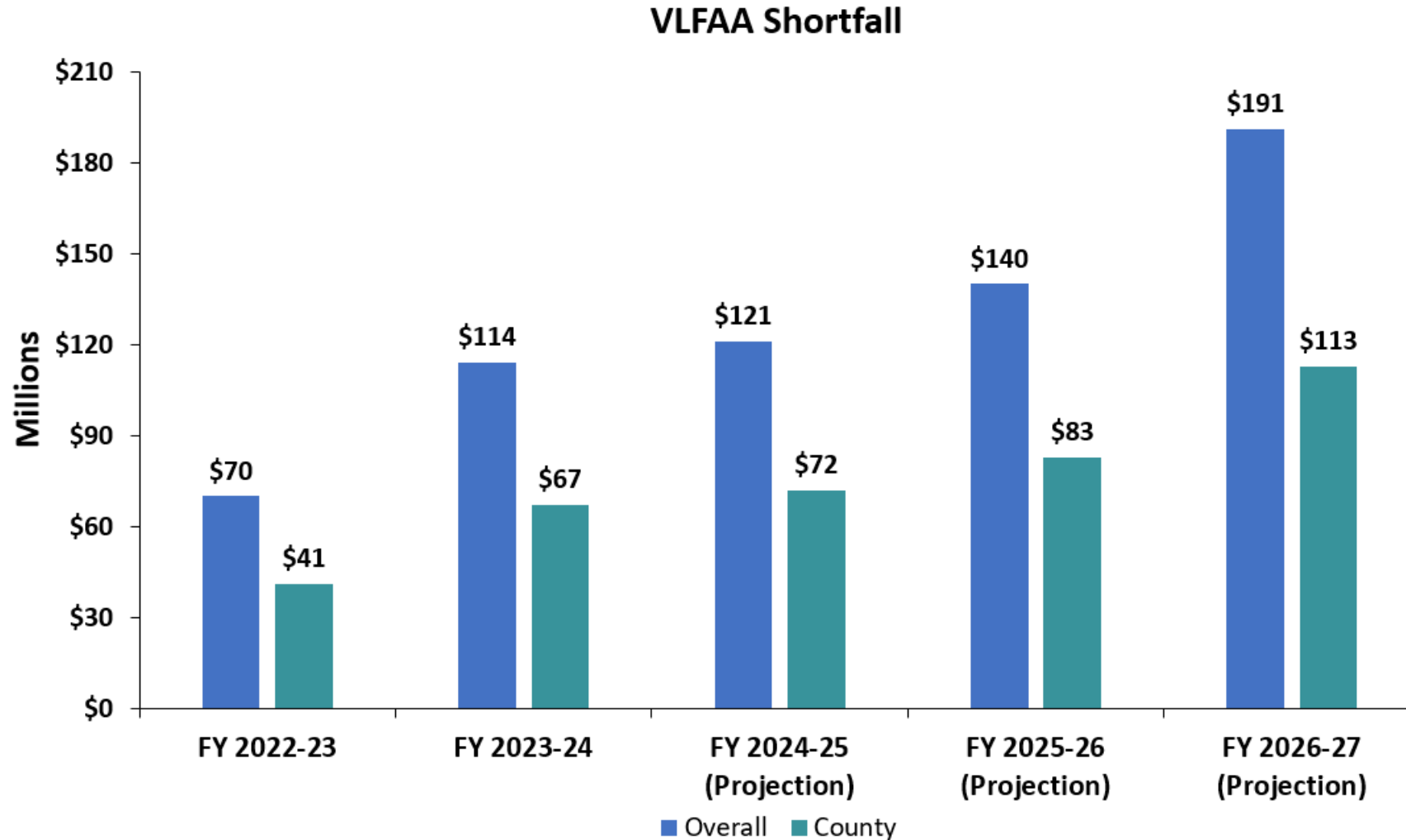
Year-End Fund Balance Projections

County of San Mateo Agencies by Fund	FY 2024-25 Budgeted Reserves	FY 2024-25 Est. Year-End Fund Balance	Variance
Agencies - General Fund			
Criminal Justice	61,371,647	71,186,306	9,814,659
Health Services	25,677,643	38,163,001	12,485,358
Social Services	40,749,749	42,449,749	1,700,000
Community Services	19,308,183	24,404,002	5,095,819
Admin-Fiscal	21,250,903	28,667,519	7,416,616
Subtotal Agencies - General Fund	168,358,125	204,870,577	36,512,452
Non-Departmental - General Fund			
Non-Departmental Services	339,053,973	423,065,773	84,011,800
Subtotal Non-Departmental - General Fund	339,053,973	423,065,773	84,011,800
Agencies - Non-General Fund			
Health Services	29,198,265	31,649,369	2,451,104
Community Services	185,219,291	213,334,185	28,114,894
Admin-Fiscal	15,106,953	23,030,822	7,923,869
Subtotal Non-General Fund	229,524,509	268,014,376	38,489,867
Total ALL Funds	736,936,607	895,950,726	159,014,119

Vacancy and Turnover Rates

	FY 2020-21	FY 2021-22	FY 2022-23	FY 2023-24	FY 2024-25 Projected
Vacancy Rate	12.2%	14.4%	14.6%	13%	12.3%
Turnover Rate	7%	12%	10%	10%	9.9%
Retirement Eligibility	22.4%	21.7%	19.7%	18%	16.6%

Vehicle License Fee Adjustment Amount Shortfall

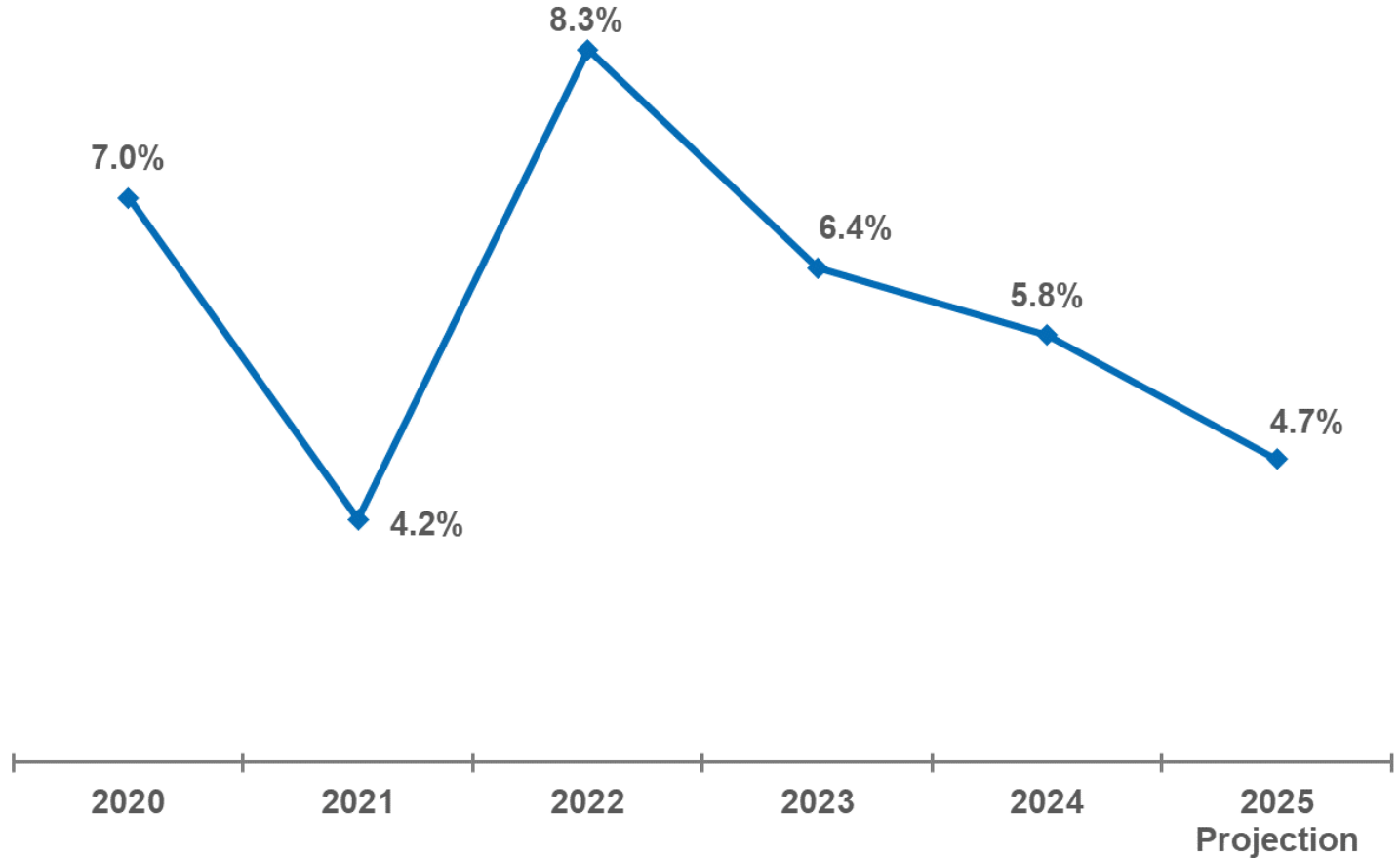


A photograph of a sunset over the ocean. The sun is a bright, glowing orb positioned just above the horizon line, which is a straight line across the middle of the image. The sky is a gradient of warm colors, from a pale yellow near the sun to a deep orange and red towards the edges. The water is dark, but a wide, shimmering path of golden light reflects the sun's rays down to the foreground. The overall mood is serene and peaceful.

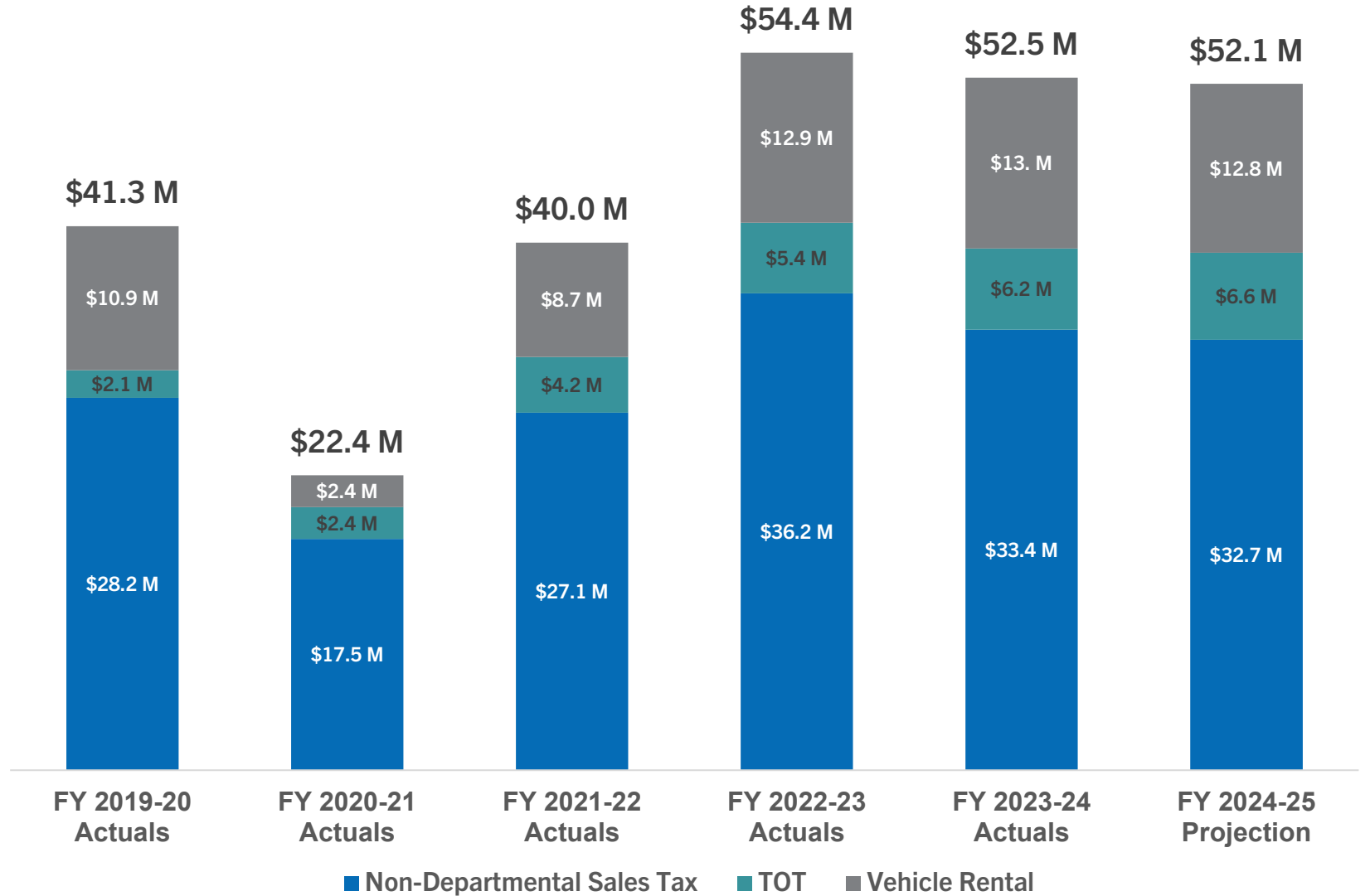
On the Horizon

Property Tax (Roll Value)

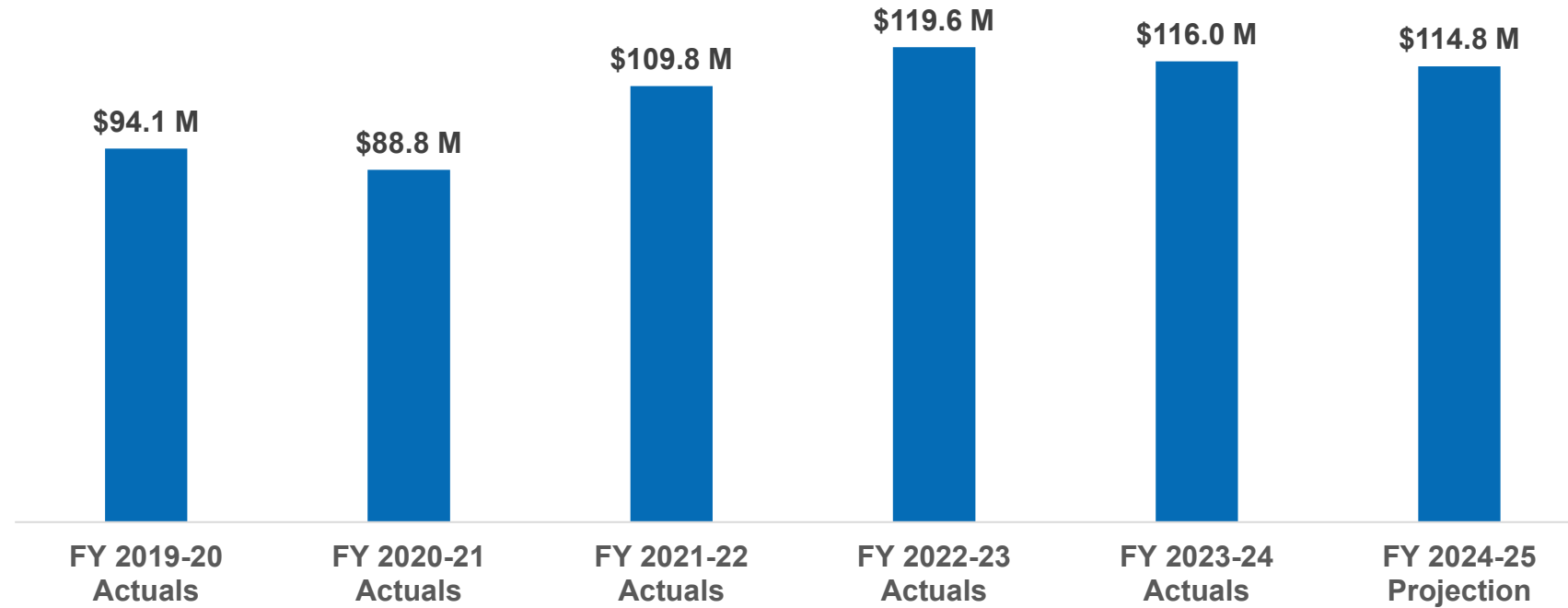
Rate of Change in Net Combined Roll Value (Secured & Unsecured)



County Sales and Other Tax Revenue



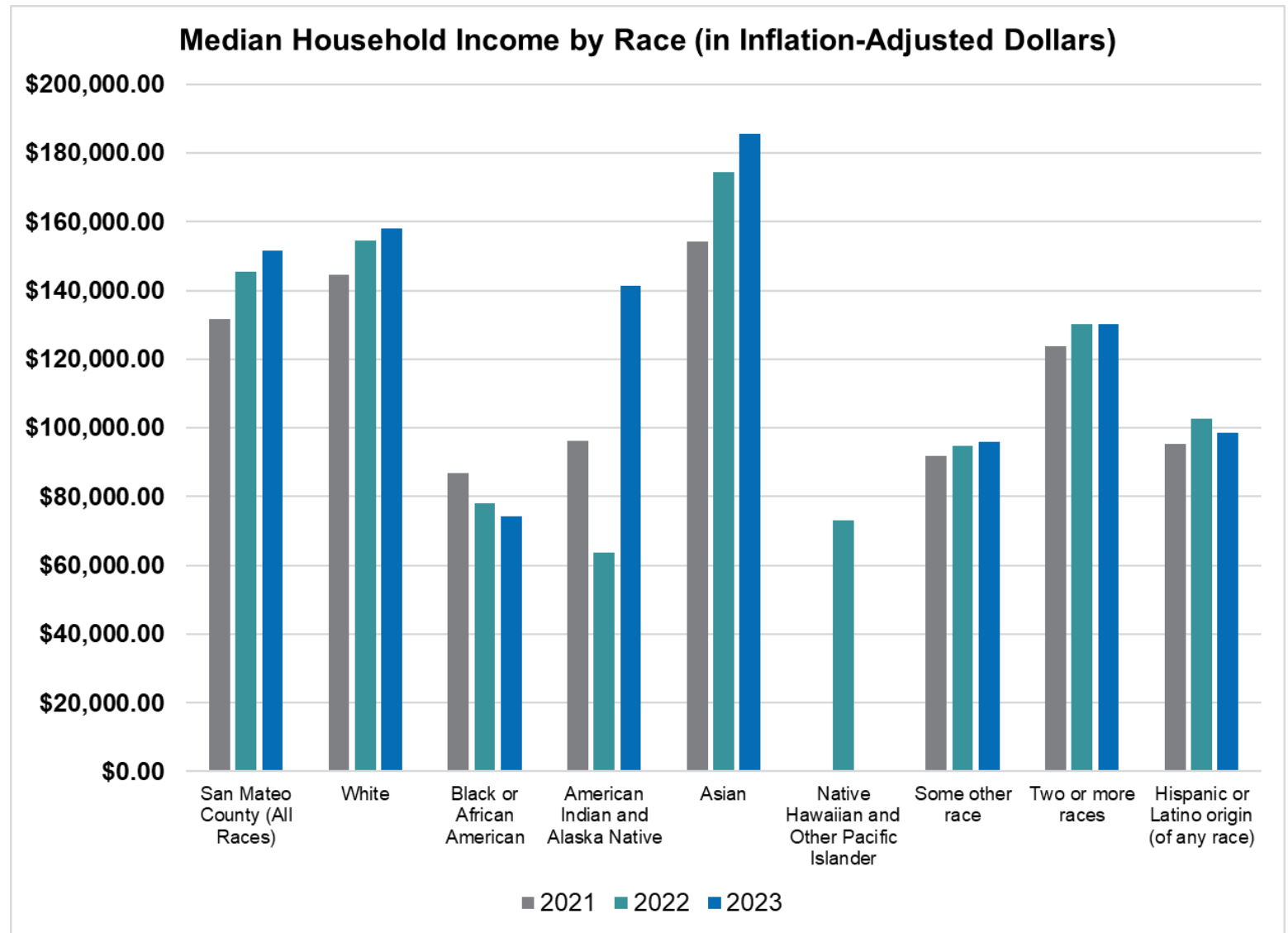
Measure K County Sales Tax Revenue





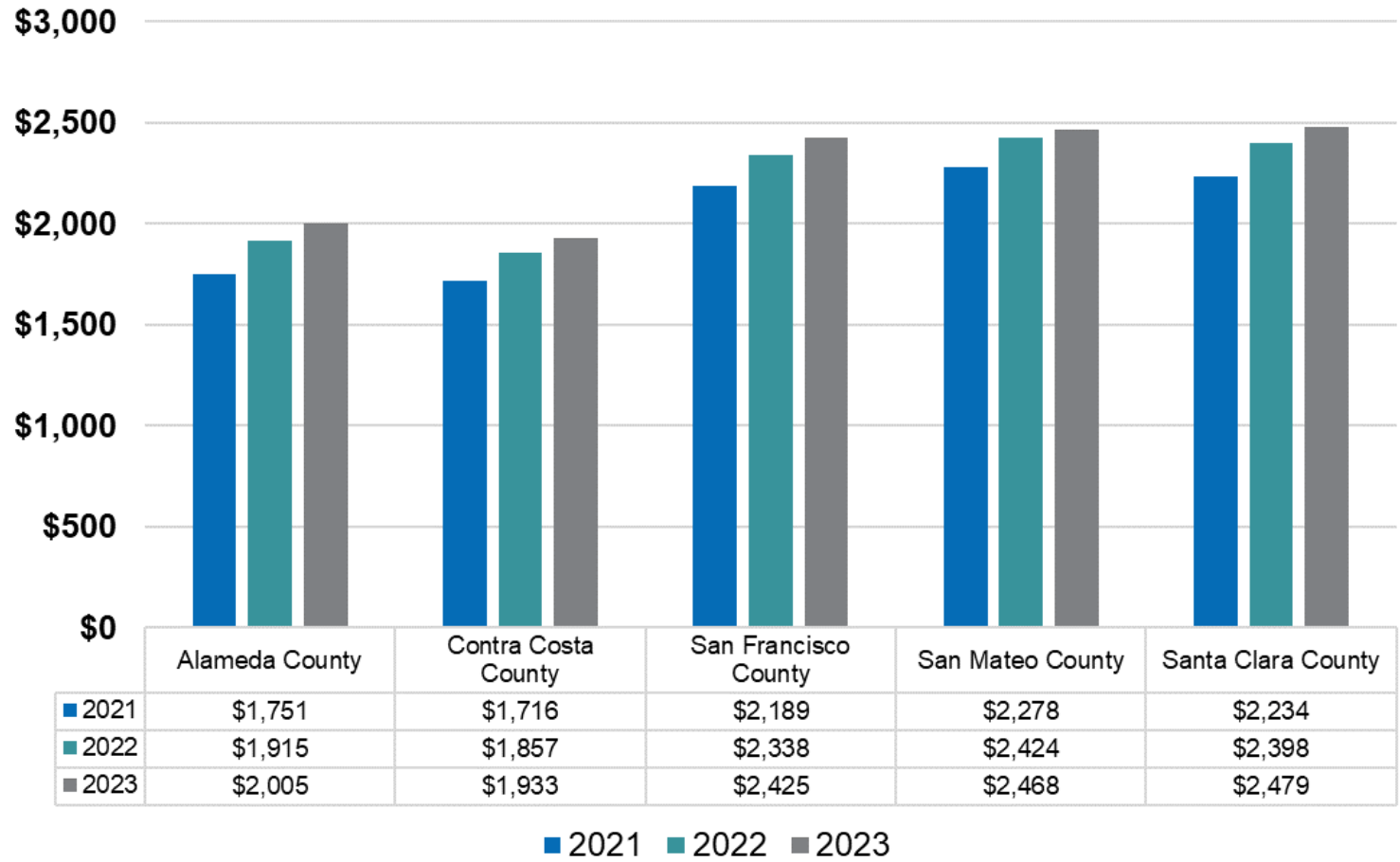
Focus Points for Fiscal Year 2025-27

Median Household Income



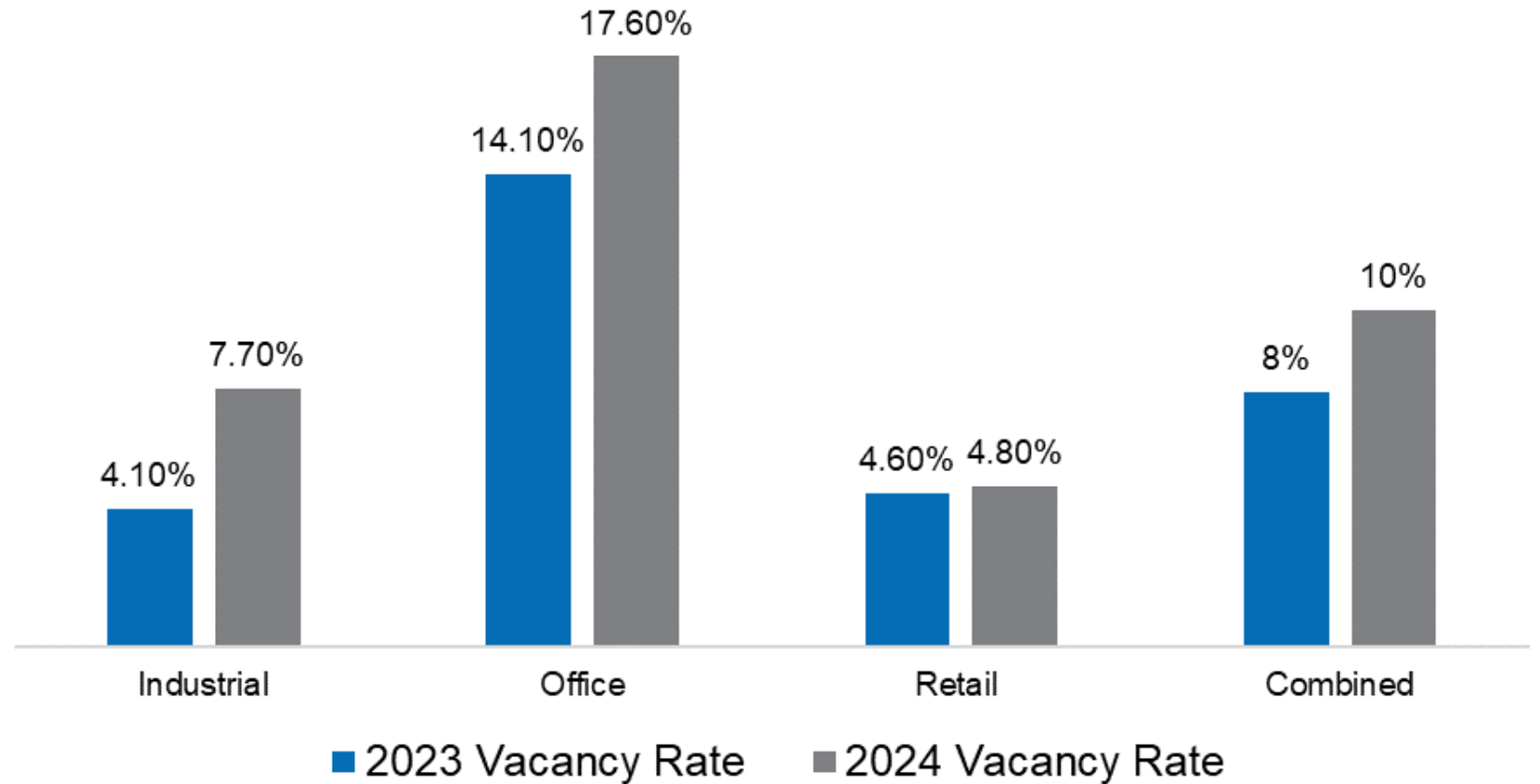
Median Rent

Median 1 Bedroom Rent Comparison



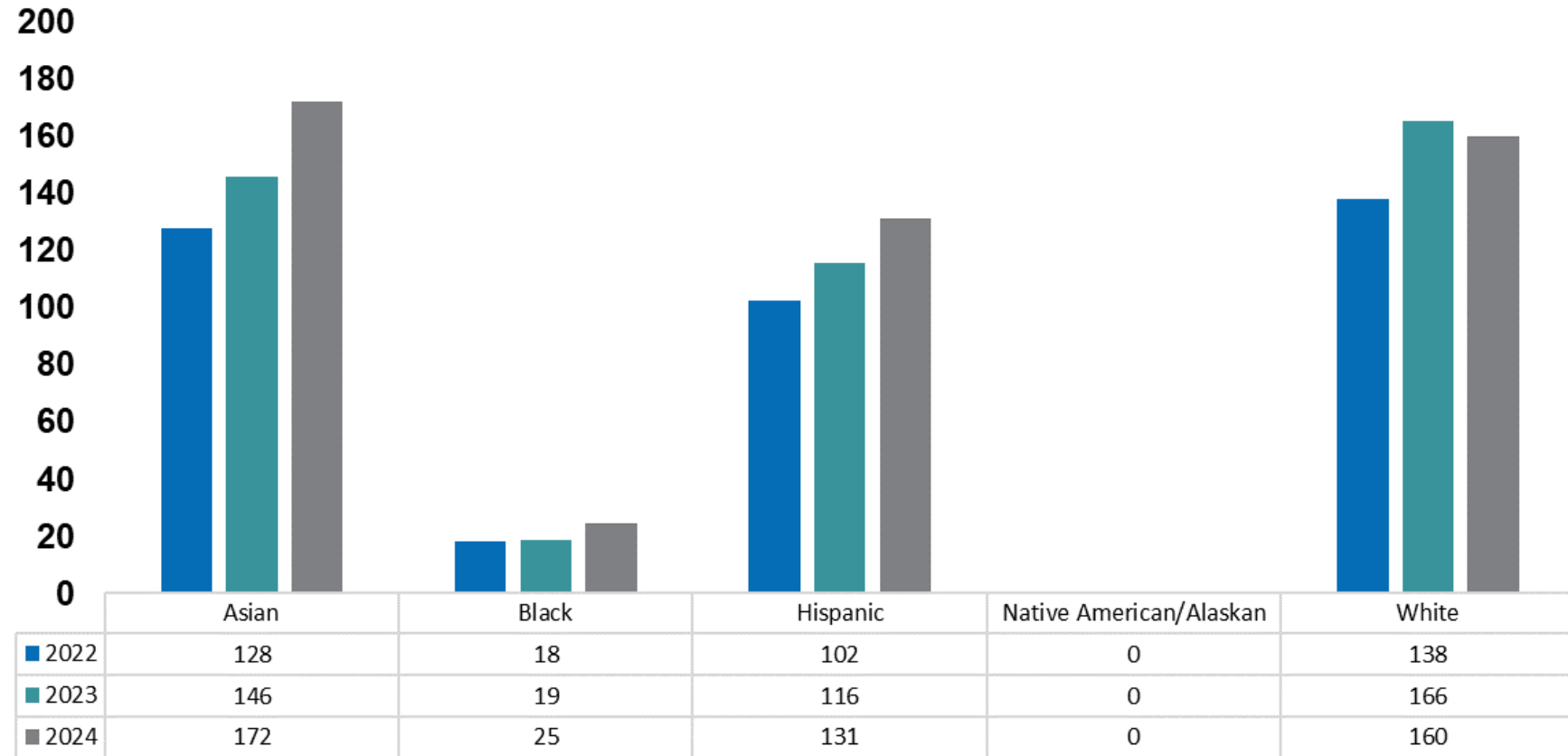
Commercial Vacancy Rates

2023 v. 2024 Commercial Vacancy Rates



Unemployment

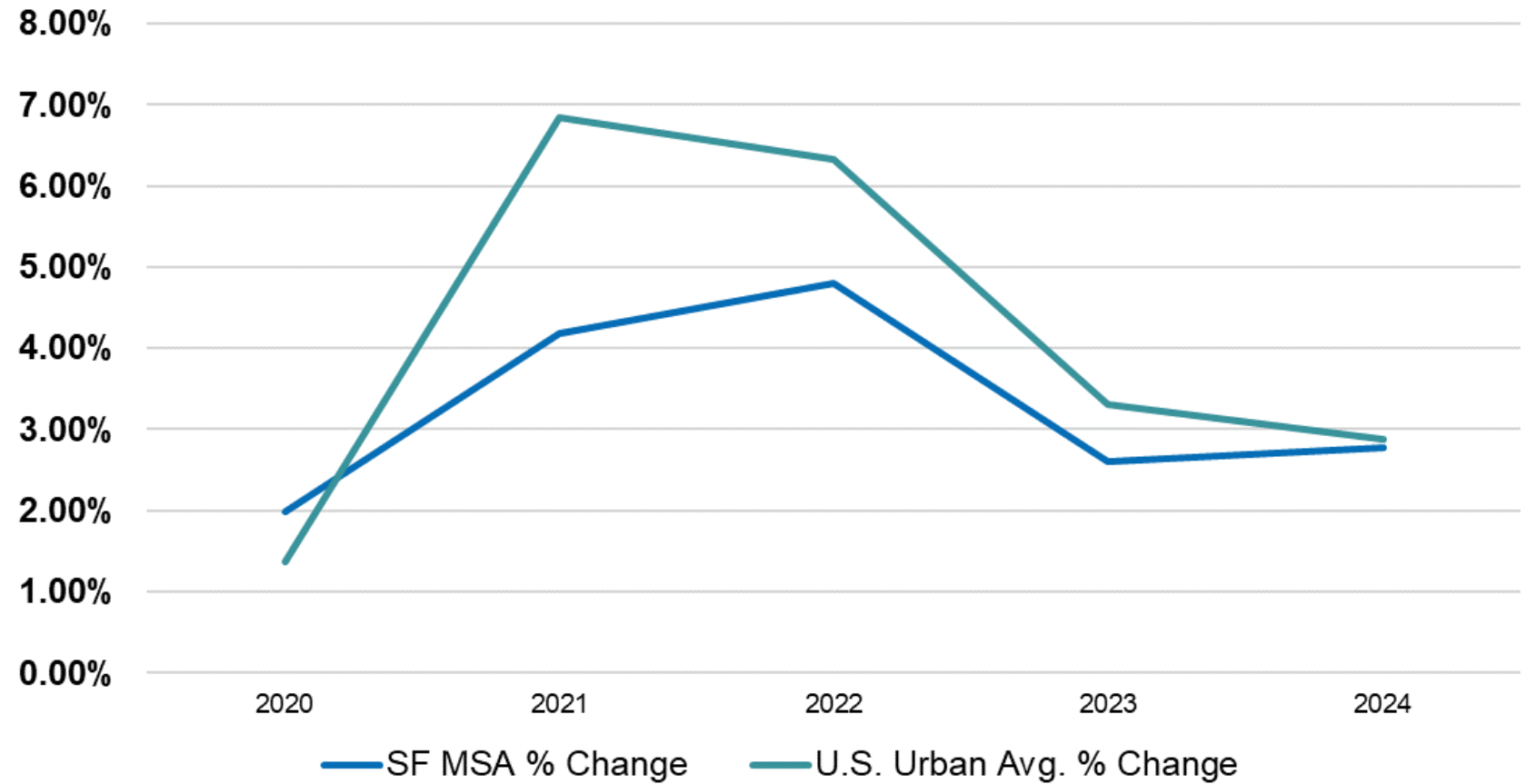
Countywide Average Weekly Unemployment Claims by Race and Ethnicity



Population 16+: Unemployed	
San Mateo County	5.43%
California	7.31%

Consumer Price Index

SF MSA CPI Change vs. US Avg. CPI Change





“Plans are the essential means by which we chart a course for our collective future.” –
Elizabeth Warren

Recommendation

- A. Accept the FY 2024-25 County Mid-Year Budget Update
- B. Accept the Proposed Proposition 172 Maintenance of Effort Certification
- C. Measure K: Adopt a resolution authorizing the County Executive, or designee(s), to negotiate, execute and/or approve amendments to certain Net County Cost and Measure K funded contracts with specified service providers to provide an increase of up to 5 percent to the salary costs reimbursed under such contracts, for the period from February 1, 2025 through June 30, 2025, in an aggregate amount not to exceed \$2,000,000 to be funded by Measure K funds or other available funds, as necessary and advisable in the discretion of the County Executive and within the parameters of this Resolution

COUNTY OF SAN MATEO



Thank You

