



2021 SAN MATEO COUNTY



AGRICULTURAL CROP REPORT



Koren Widdel
Agricultural Commissioner/Sealer
September 13, 2022



Gross Value of Agricultural Production

\$97,969,000



GROSS PRODUCTION VALUE

Commodity Group	2021	2020
Floral and Nursery Crops	\$60,268,000	\$58,065,000
Vegetables	\$21,167,000	\$22,275,000
Livestock	\$5,697,000	\$5,585,000
Forest Products	\$4,908,000	\$684,000
Fruit and Nut Crops	\$2,648,000	\$3,520,000
Field Crops	\$1,877,000	\$1,624,000
Livestock Products and Apiary	\$1,404,000	\$1,403,000
Total	\$97,969,000	\$93,156,000



FLORAL AND NURSERY CROPS

INDOOR GROWN

Crop	Year	Square Feet	Total Value
Flowering and Foliage Potted Plants ¹	2021	2,035,000	\$35,574,000
	2020	1,882,000	\$36,838,000
Cut Flowers ²	2021	1,068,000	\$2,332,000
	2020	1,240,000	\$1,888,000
Bedding Plants, Cuttings, Other ³	2021	283,000	\$6,072,000
	2020	531,000	\$5,619,000
TOTAL	2021	3,386,000	\$43,978,000
	2020	3,653,000	\$44,345,000

¹Includes Begonias, Lilies, Orchids, Poinsettia, Succulents, etc.

²Includes Alstroemeria, Freesia, Hemp, Lilies, Ranunculus, etc.

³Includes Herbs, Seeds, Succulents, Vegetables, etc.

FLORAL AND NURSERY CROPS

OUTDOOR GROWN

Crop	Year	Acres	Total Value
Ornamental Nursery Stock ¹	2021	73	\$12,637,000
	2020	77	\$10,275,000
Christmas Trees (cut)	2021	167	\$499,000
	2020	151	\$369,000
Cut Flowers ²	2021	180	\$3,154,000
	2020	178	\$3,076,000
TOTAL	2021	420	\$16,290,000
	2020	406	\$13,720,000

¹Includes herbaceous perennials, shrubs and trees.

²Includes Dahlias, Hydrangeas, Ranunculus, Sunflowers, etc.



VEGETABLE CROPS

Crop	Year	Acres	VALUE
			Total
Artichokes	2021	40	\$234,000
	2020	46	\$297,000
Beans, Fava	2021	110	\$558,000
	2020	176	\$637,000
Beans, Snap	2021	35	\$225,000
	2020	36	\$239,000
Brussels Sprouts	2021	457	\$8,878,000
	2020	576	\$9,507,000
Leeks	2021	40	\$668,000
	2020	77	\$1,248,000
Peas	2021	134	\$742,000
	2020	124	\$537,000
Pumpkins	2021	157	\$1,244,000
	2020	160	\$1,238,000
Miscellaneous Vegetables (Field and Indoor Grown ¹)	2021	322	\$8,618,000
	2020	350	\$8,572,000
TOTAL	2021	1,295	\$21,167,000
	2020	1,545	\$22,275,000

¹Includes Herbs, Kale, Lettuce, Mushrooms, Peppers, Squash, Tomatoes, etc.

FRUIT AND NUT CROPS

Crop	Year	Acres	Total Value
Wine Grapes, Red Varietals	2021	137	\$1,414,000
	2020	137	\$1,044,000
Wine Grapes, White Varietals	2021	40	\$376,000
	2020	39	\$268,000
Miscellaneous ¹	2021	115	\$858,000
	2020	139	\$2,208,000
TOTAL	2021	292	\$2,648,000
	2020	315	\$3,520,000

¹Includes Apples, Berries, Chestnuts, Stone Fruits, etc.





LIVESTOCK

Commodity	Year	Number Head Sold	Total Value
Cattle and Calves	2021	1,406	\$2,924,000
	2020	1,350	\$3,542,000
Other ¹	2021	87,103	\$2,773,000
	2020	65,598	\$2,043,000
TOTAL	2021	88,509	\$5,697,000
	2020	66,948	\$5,585,000

¹Includes Goats, Lambs, Pigs, Poultry, etc.

LIVESTOCK PRODUCTS AND APIARY

Commodity	Year	Production	Per Unit	<u>VALUE</u>	Total
Honey	2021	38,000 lbs	\$10.99		\$418,000
	2020	41,000 lbs	\$11.10		\$455,000
Other ¹	2021				\$986,000
	2020				\$948,000
TOTAL	2021				\$1,404,000
	2020				\$1,403,000

¹Includes Beeswax, Cheese, Eggs, Wool, etc.



FIELD CROPS

Commodity	Year	Acres	VALUE
			Total
Beans, Dry ¹	2021	142	\$881,000
	2020	101	\$696,000
Grain ²	2021	99	\$24,000
	2020	66	\$33,000
Oat & Rye Hay	2021	478	\$209,000
	2020	478	\$184,000
Volunteer Hay	2021	165	\$24,000
	2020	155	\$27,000
Irrigated Pasture	2021	221	\$52,000
	2020	257	\$40,000
Other Pasture	2021	24,533	\$687,000
	2020	26,852	\$644,000
TOTAL	2021	25,638	\$1,877,000
	2020	27,909	\$1,624,000

¹Includes Cranberry, Gigante, Romano, Scarlet Runner, etc.

²Includes Barley, Oats, Quinoa, Rye and Wheat

FOREST PRODUCTS

Year	Board Feet	Total Value
2021	12,843,000	\$4,908,000
2020	1,114,000	\$684,000

INDUSTRIAL HEMP & COMMERCIAL CANNABIS


Hemp

Active Registrants in 2021	Registered Square Footage*
4	1,739,000

*Cultivation/storage. Actual cultivated/harvested area and value incorporated into Cut Flower Indoor commodity category to protect privacy.

Cannabis

DCC Cultivation License Type and # in 2021	Square Footage
Small Mixed-Light (5), Medium Mixed-Light (3), Nursery (2)	178,781

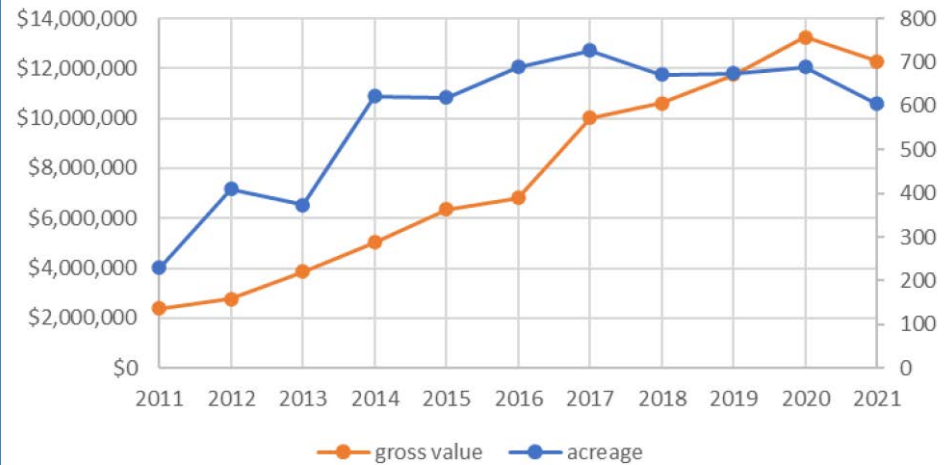


ORGANIC FARMING


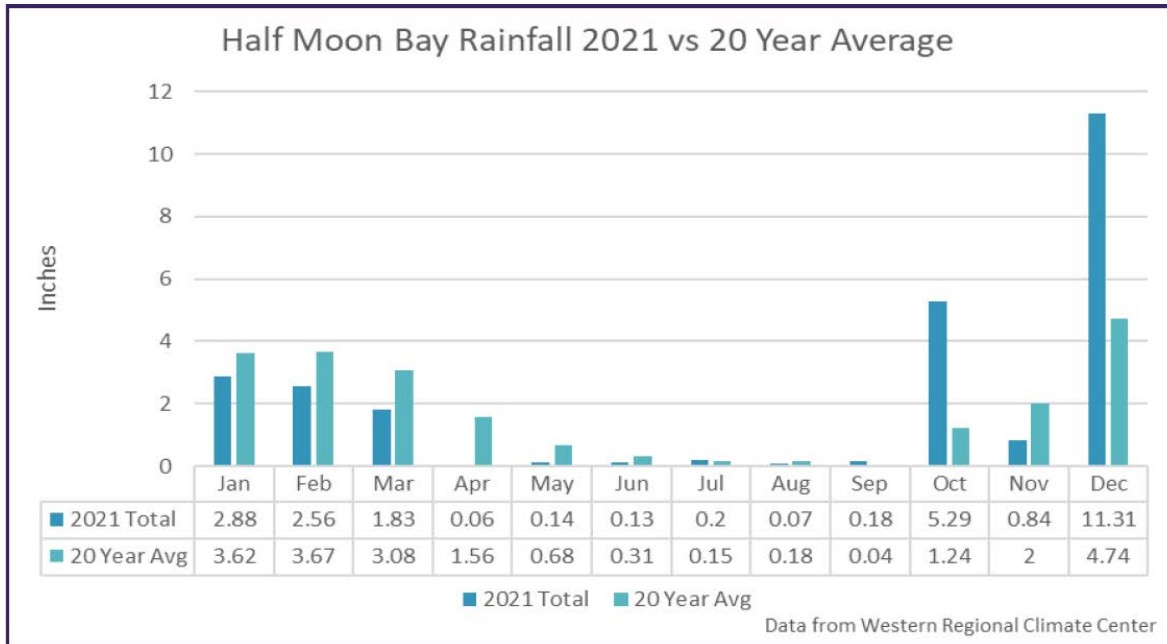
- 25 registered organic producers in 2021
- Estimated gross production valued at \$12,283,000 across 605 acres



Registered Organic Land Production & Value

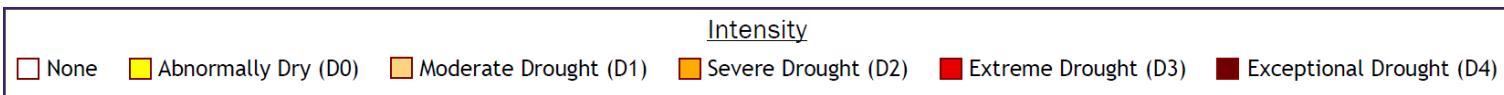
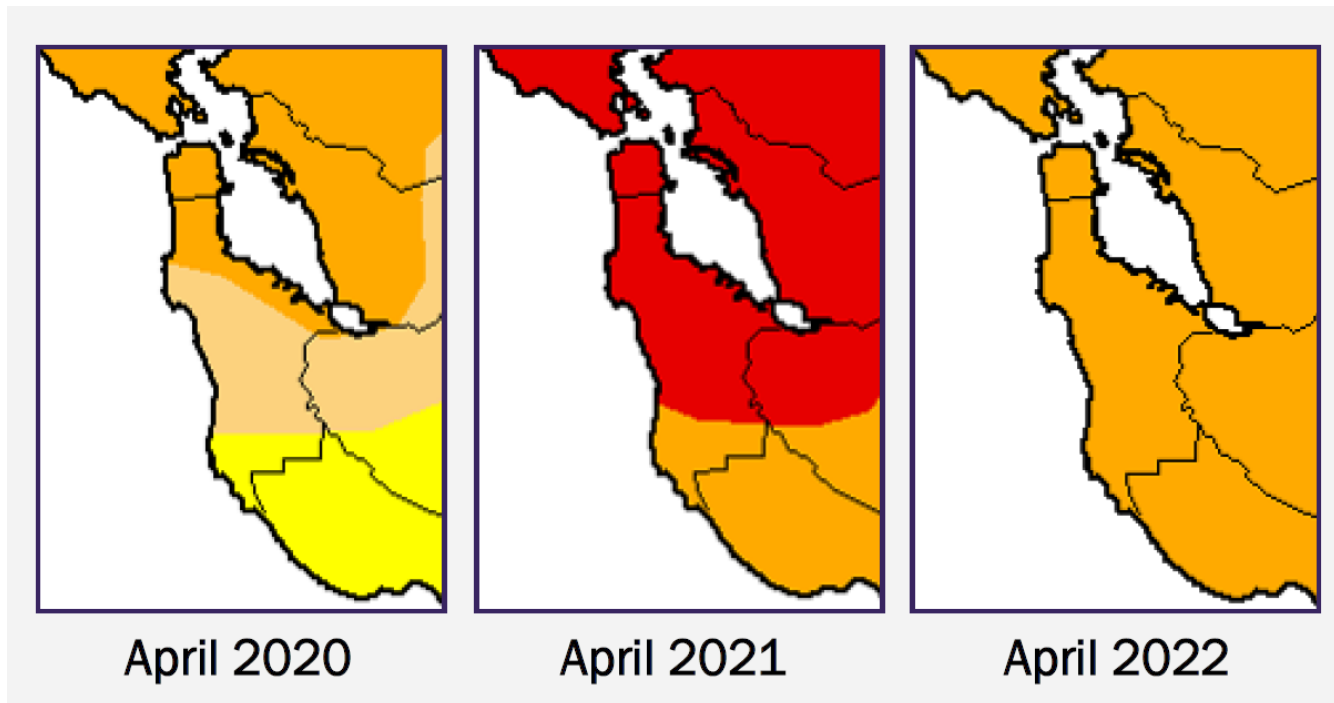


Water Resources



- Monthly totals for Half Moon Bay rainfall in 2021 were about 50% of average as compared with the last 20 years
- Long-lasting effects of drought interrupted by two major rainfall events that caused drainage issues in fields

Drought Conditions



Maps courtesy of U.S. Drought Monitor <https://droughtmonitor.unl.edu/>

- Drought conditions worsened in 2021, but slightly improved after late year rainfall events.
- Transitioned from D3 to D2 intensity category from April 2021 to April 2022.

Sustainable Agricultural Report

- **Pest Exclusion** - Inspect imported shipments of agricultural products

Type of Shipment	Inspected	Rejected	Pests Intercepted
Parcel Carriers	30,270	125	35
Truck	782	16	9
Air	3,174	26	19
Sea Containers	3	0	0
Household Goods (Gypsy Moth)	11	0	0
Nursery Stock (GWSS)	2,787	0	0

- **Pest Detection** - deploy and service traps to detect and stop spread of harmful pests
 - In 2021, deployed 4,132 traps, serviced 52,474 times with no harmful pests detected

Sustainable Agricultural Report

- **Weed Management**

- Lead Weed Management Area (WMA) Group for county
- Surveying, mapping, and eradication efforts
- State-funded grants for weed project collaborations



Algerian Sea Lavender



Fertile Capeweed



Jubata Grass



Skeleton Weed